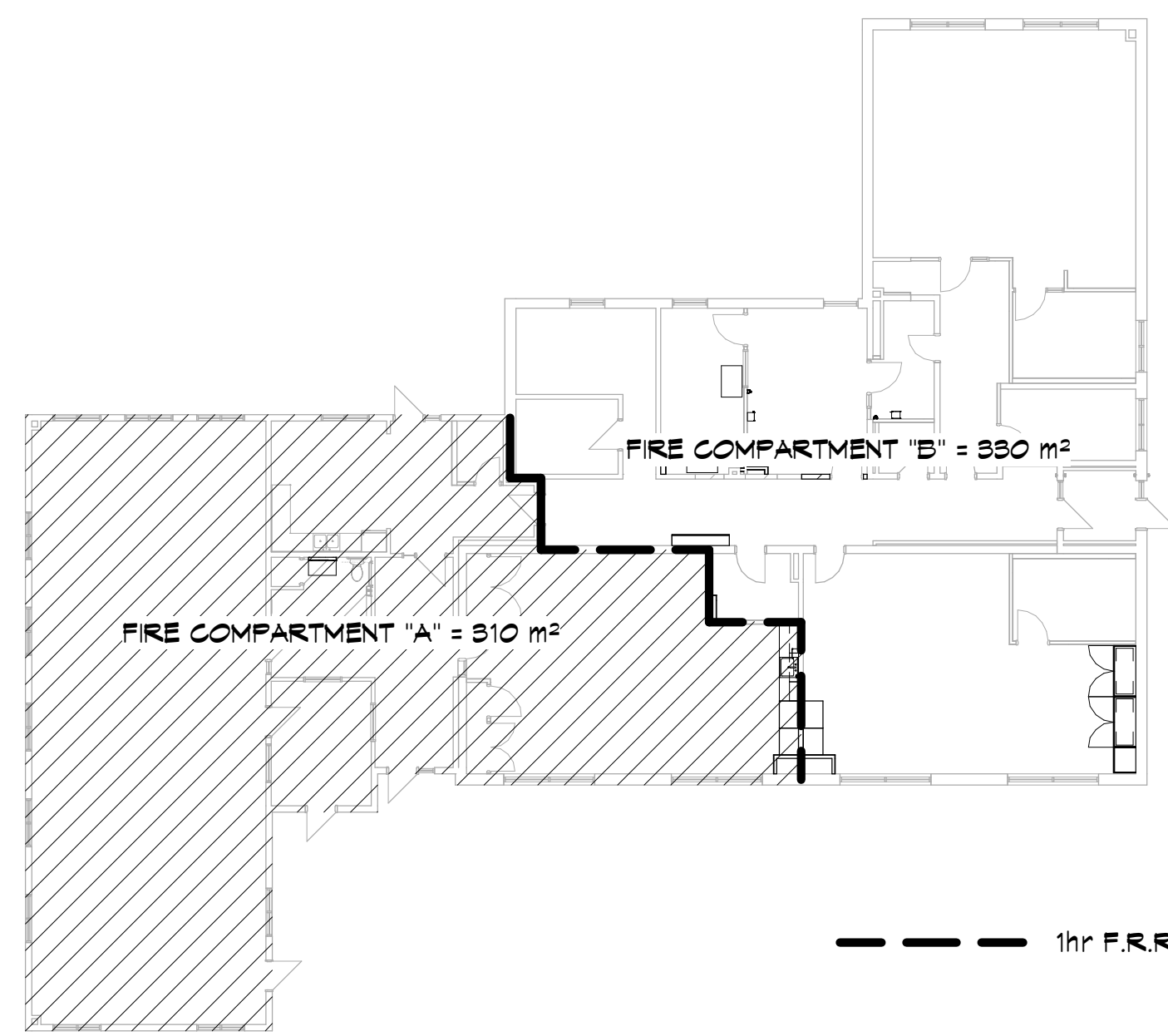


CBC DATA MATRIX - PART 11 - RENOVATION TO EXISTING BUILDING				CBC REFERENCE
11.1 PROJECT TYPE:	<input type="checkbox"/> ADDITION <input checked="" type="checkbox"/> RENOVATION <input type="checkbox"/> ADDITION AND RENOVATION <input type="checkbox"/> CHANGE OF USE DESCRIPTION: RENOVATE EXISTING A2 ELEMENTARY SCHOOL TO CHILDCARE CENTRE			[A] 11.2.
11.2 MAJOR OCCUPANCY CLASSIFICATION:	OCCUPANCY GROUP A2	USE CHILDCARE CENTRE	AREA: 640m ²	9.1.2.1.(1) 9.2.2.25
11.3 SUPERIMPOSED MAJOR OCCUPANCIES:	<input checked="" type="checkbox"/> NO <input type="checkbox"/> YES DESCRIPTION:			9.2.2.7.
11.4 BUILDING HEIGHT:	1 STOREYS ABOVE GRADE	4.5 (m) ABOVE GRADE	0 STOREYS BELOW GRADE	[A] 11.4.1.2 & 9.2.1.1.
11.5 NUMBER OF STREETS/FIREFIGHTER ACCESS:	2			9.2.2.10. & 9.2.5.
11.6 BUILDING SIZE:	<input checked="" type="checkbox"/> SMALL <input type="checkbox"/> MEDIUM <input type="checkbox"/> LARGE <input type="checkbox"/> > LARGE			T.11.2.1.B-N.
11.7 EXISTING BUILDING CLASSIFICATION:	CHANGE IN MAJOR OCCUPANCY: <input type="checkbox"/> YES <input checked="" type="checkbox"/> NOT APPLICABLE (NO CHANGE OF MAJOR OCCUPANCY) CONSTRUCTION INDEX: T 11.2.1.1A HAZARD INDEX: T 11.2.1.B-N 4.1.2. IMPORTANCE CATEGORY: <input type="checkbox"/> LOW <input type="checkbox"/> NORMAL <input type="checkbox"/> HIGH <input type="checkbox"/> POST-DISASTER			11.2.1.1. T 11.2.1.1A T 11.2.1.B-N 4.1.2.
11.8 OCCUPANT LOAD:	FLOOR/LEVEL AREA	OCCUPANCY TYPE	BASED ON DESIGN	OCCUPANT LOAD (PERSONS)
	GROUND	CHILDCARE CENTRE	DESIGN	37
	GROUND	STAFF/COMMUNITY USE	DESIGN	50
11.9 REDUCTION IN PERFORMANCE LEVEL:	STRUCTURAL: <input checked="" type="checkbox"/> NO <input type="checkbox"/> YES BY INCREASE IN OCCUPANT LOAD: <input checked="" type="checkbox"/> NO <input type="checkbox"/> YES BY CHANGE OF MAJOR OCCUPANCY: <input checked="" type="checkbox"/> NO <input type="checkbox"/> YES PLUMBING: <input checked="" type="checkbox"/> NO <input type="checkbox"/> YES SEWAGE-SYSTEMS: <input checked="" type="checkbox"/> NO <input type="checkbox"/> YES EXTENSION OF COMBUSTIBLE CONSTRUCTION: <input checked="" type="checkbox"/> NO <input type="checkbox"/> YES			11.4.2.1. 11.4.2.2. 11.4.2.3. 11.4.2.4. 11.4.2.5. 11.4.2.6.
11.11 REQUIRED FIRE RESISTANCE RATING:	HORIZONTAL ASSEMBLIES FRR (HOURS) FLOORS N/A HOURS ROOF 0 HOURS MEZZANNE N/A HOURS FRR OF SUPPORTING MEMBERS FLOORS N/A HOURS ROOF 0 HOURS MEZZANNE N/A HOURS		LISTED DESIGN NUMBER OR DESCRIPTION (SB-2)	3.2.2.25. AND 9.2.1.4.
11.10 BARRIER FREE DESIGN:	<input checked="" type="checkbox"/> YES <input type="checkbox"/> NO EXPLANATION: TO RENOVATED AREAS			11.3.9.2.(2)
11.11 WASHROOMS:	CHILDCARE: 1/6/10 CHILDREN IN EA. AGE GROUP COMMUNITY USE: 1/6/25 PEOPLE/SEX OR RECREATIONAL USE: 1/6/100 MALES OR 1/9 FEMALE		REQUIRED: 5 PROVIDED: 5 REQUIRED: 2 PROVIDED: 2 2 M ² WOULD SERVE 150 PEOPLE	3.1.4.3.(13) 3.1.4.3.(1) 3.1.4.3.(12)

FIRE COMPARTMENT KEY PLAN



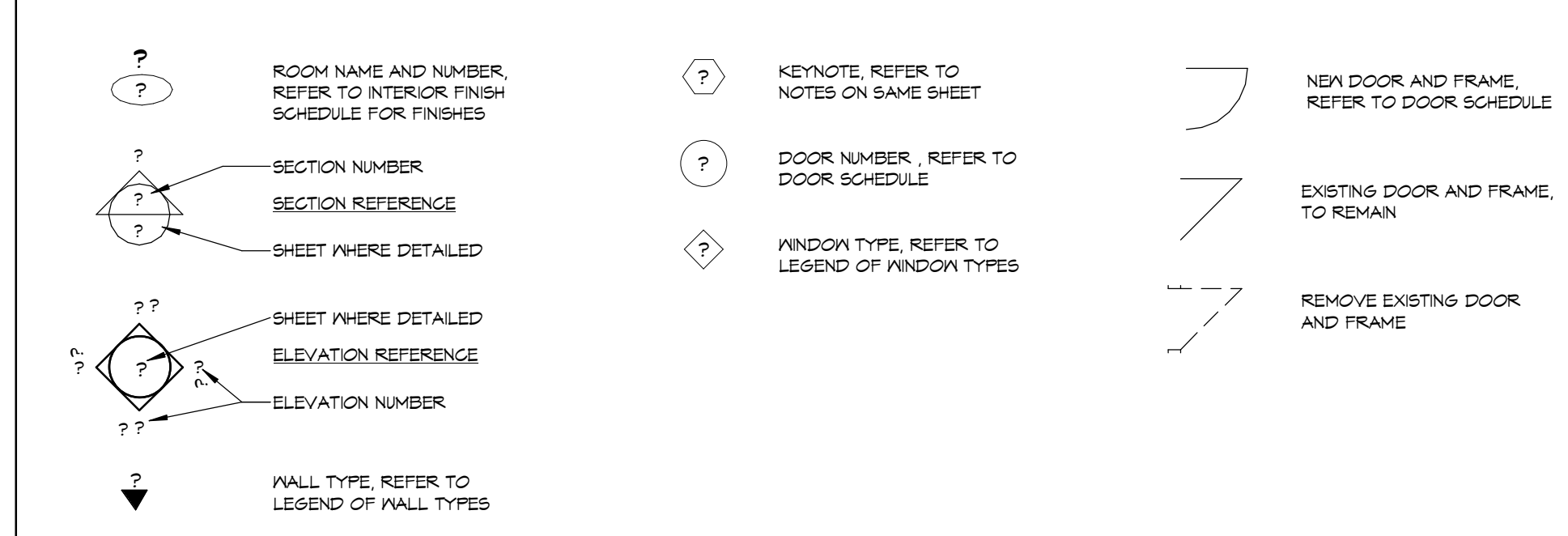
LIST OF ABBREVIATIONS

#	AND	JAN	JANTOR
∠	ANGLE	JNSH	JANTOR SHELF
@	AT		
#	NUMBER	KFL	KICK PLATE
A/C	AIR CONDITIONER	LAM	LAMINATE
ACT	ACOUSTIC TILE	LAV	LAVATORY
ADJ	ADJUSTABLE	LOC	LOCK
AFF	ABOVE FINISH FLOOR	LINO	LINOLEUM
ALT	ALTERNATE	LSD	LIQUID SOAP DISPENSER
ALUM	ALUMINUM	LTH	LATCH
ANOD	ANODIZED	LTYT	LIGHTWEIGHT
APPROX	APPROXIMATE	m	METRE (6)
ARCH	ARCHITECTURAL	MAS	MASONRY
AUTO	AUTOMATIC	MATL	MATERIAL
BD	BOARD	MAX	MAXIMUM
BITUM	BITUMINOUS	MECH	MECHANICAL
BLDG	BUILDING	MEZZ	MEZZANINE
BLK	BLOCK	MFR	MANUFACTURER
BM	BEAM	MH	MANHOLE
BSMT	BASEMENT	MID	MIDDLE
BUR	BUILT-UP ROOF	MN	MINIMUM
BF	BARRIER-FREE	MISC	MISCELLANEOUS
		mm	MILLIMETER (6)
CA	CLEAR ANODIZED	MOD	MASONRY OPENING
CAB	CABINET	MR	MODIFIED BITUMEN
CANT	CANTILEVER	MTL	MIRROR
CB	CONCRETE BLOCK	MUL	METAL
CEM	CEMENT		HULLION
CG	CORNER GUARD		
CH	COAT HOOK	N	NORTH
CJ	CONTROL JOINT	NG	NOT IN CONTRACT
CLS	CLOSING	NTS	NOT TO SCALE
CLER	CLOSER	NO.	NUMBER
CMU	CONCRETE MASONRY UNIT		
COL	COLUMN	O.C.	ON CENTER
CONC	CONCRETE	OD	OUTSIDE DIAMETER
CONT	CONTINUOUS	OHD	OVERHEAD DOOR
CORR	CORRIDOR		
CORR	CORRIDOR	PDO	POWER DOOR OPERATOR
CFT	CARRIET	FLAM	FLAME LAMINATE
CT	CERAMIC TILE	PLAS	PLASTER
CTR	CENTER	FLYWD	FLYWOOD
C/M	COMPLETE WITH	PREFIN	PRE FINISHED
		PSH	PUSH
D	DRYER	PT	PAINT
DBL	DOUBLE	PTD	PAPER TOWEL DISPENSER
DEPT	DEPARTMENT	PTDD	PAPER TOWEL DISPENSER / DISPOSAL
DET	DETAIL	PUL	FULL
DF	DRINKING FOUNTAIN		
DIA	DIAMETER	R	RISER
DM	DIMENSION	RAD	RADIUS
DN	DOWN	RB	RUBBER
DR	DOOR	REIN	REINFORCED
DS	DOWNSPOUT	REQD	REQUIRED
DWS	DRAWING	REV	REVISIONS
		RH	ROBE HOOK
EA	EACH	RM	ROOM
EB	EXPANSION BOLT	RO	ROUGH OPENING
EF	EACH FACE	RT	RUBBER TILE
EFS	EXTERIOR INSULATION FINISH SYSTEM		
EJ	EXPANSION JOINT	SEAL	SEALER
ELEV	ELEVATION	SCHED	SCHEDULE
ELEG	ELECTRICAL	SCR	SHOWER ROD AND CURTAIN
EMERG	EMERGENCY	SD	SMOKE DETECTOR
ENCL	ENCLOSURE	SDP	SOAP DISPENSER
EP	ELECTRICAL PANEL	SDVCT	STATIC DISSIPATIVE VINYL TILE
EPDM	ETHYLENE-PROPYLENE-DIENE POLYMER	SEAL	SECTION
EPT	EPOXY PAINT	SH	SHELF
EQ	EQUAL	SHTV	SHEET VINYL
EQUIP	EQUIPMENT	SHR	SHOWER
EN	EACH WAY	SIM	SIMILAR
EX	EXISTING	SND	SANITARY NAPKIN DISPENSER
EXST	EXISTING	SND	SANITARY NAPKIN DISPOSAL
EXP	EXPOSED	SPEC	SPECIFICATION
EXT	EXTERIOR	SPEAK	SPEAKER
		SQR	SQUARE
FA	FIRE ALARM	SS	STAINLESS STEEL
FD	FLOOR DRAIN	STD	STANDARD
FE	FIRE EXTINGUISHER	STL	STEEL
FEC	FIRE EXTINGUISHER AND CABINET	STOR	STORAGE
FHC	FIRE HOSE CABINET	STP	STOP
F.F.	FINISH FLOOR	STR	STRUCTURE
FG	FIXED GLASS	SUSP	SUSPENDED
FIN	FINISHED	SM	SIMILAR
FL	FLOOR	SVP	SKEEP
FLOOR	FLUORESCENT	T	TREAD
FND	FOUNDATION	TB	TOWEL BAR
FT	FOOT, FEET	TEMP	TEMPERED
FTG	FOOTING	T&G	TONGUE AND GROOVE
FURN	FURNITURE	THK	THICK
		THR	THRESHOLD
GA	GAGE, GAUGE	THRU	THROUGH
GALV	GALVANIZED	TPD	TOWEL PAPER DISPENSER
GB	GRAB BAR	TYP	TYPICAL
GB-L	"L" SHARED GRAB BAR	U/S	UNDERSIDE
GB-PD	FOLD DOWN GRAB BAR	V	VINYL
GC	GENERAL CONTRACTOR	VARN	VARNISHED
GL	GLASS/GLAZING	VB	VAPOR BARRIER
GRND	GROUND	VCT	VINYL COMPOSITE TILE
GR	GRADE	VENT	VENTILATION
GWB	GYP/UM WALL BOARD	VERT	VERTICAL
GWB	GEORGIAN WIRE GLASS	VEST	VESTIBLE
GYP	GYP/UM	VT	VINYL TILE
HB	HOSE BIBB	W	WITH
H/C	HANDICAPPED	WASHER	WASHER
HD	HAND DRYER	WD	WOOD
HDWD	HARDWOOD	WSTRP	WEATHERSTRIPPING
HDR	HARDWARE	WR	WATER RESISTANT
HM	HOLLOW METAL	W/O	WITHOUT
HNG	HINGE	WR	WASTE RECEPTACLE
HO	HOLD OPEN	WT	WEIGHT
HORZ	HORIZONTAL	WVF	WEALED WIRE FABRIC
HR	HOUR		
HT	HEIGHT		
HVAC	HEATING, VENTILATING, AIR CONDITIONING		
HWH	HOT WATER HEATER		
ID	INSIDE DIAMETER		
INFL	INFORMATION		
INSUL	INSULATION / INSULATED		
INT	INTERIOR		
INV	INVERT		

LIST OF DRAWINGS

000	COVER PAGE & LIST OF DRAWINGS
101	SITE PLAN & SITE DETAILS
S1	MAIN FLOOR STRUCTURAL PLAN AND NOTES
S2	GMU LINTEL & FLOOR INFILL DETAIL AND ELEVATIONS
301	DEMOLITION PLAN
302	PROPOSED FLOOR PLAN
303	PROPOSED REFLECTED CEILING PLAN
304	ENLARGED FLOOR PLANS
305	MILLWORK ELEVATIONS
306	MILLWORK ELEVATIONS
307	MILLWORK SECTIONS
308	DETAILS
309	INTERIOR FINISH & DOOR SCHEDULE & DETAILS
M001	MECHANICAL NOTES & SCHEDULES
M100	MECHANICAL DEMOLITION
M101	MECHANICAL PLUMBING - NEW CONSTRUCTION
M102	MECHANICAL HVAC - NEW CONSTRUCTION
E001	ELECTRICAL NOTES & SCHEDULES
E100	ELECTRICAL DEMOLITION
E101	ELECTRICAL - NEW CONSTRUCTION

LEGEND OF SYMBOLS



NOTES

THIS DRAWING AND DESIGN ARE THE COPYRIGHT PROPERTY OF COLBOURNE & KEMBEL ARCHITECTS INC. AND MUST NOT BE COPIED, REPRODUCED, OR DISTRIBUTED IN WHOLE OR IN PART WITHOUT THE EXPRESS WRITTEN CONSENT OF THE ARCHITECT. ISSUED COPIES MUST BE RETURNED TO THE ARCHITECT UPON COMPLETION.

DRAWINGS MUST NOT BE SCALED. VERIFY DIMENSIONS ON SITE.

NO.	BY	REVISIONS/SUBMISSIONS	DATE
1	HK	ISSUED FOR TENDER AND PERMIT	20-02-06

COLBOURNE & KEMBEL, ARCHITECTS INC.

1307 ARLINGTON PARK PLACE
KINGSTON, ONTARIO K7H 0M9
TEL: 613-584-2240 FAX: 613-584-1277
info@ckai.ca www.ckai.ca

PROJECT
YARKER DAYCARE RENOVATION

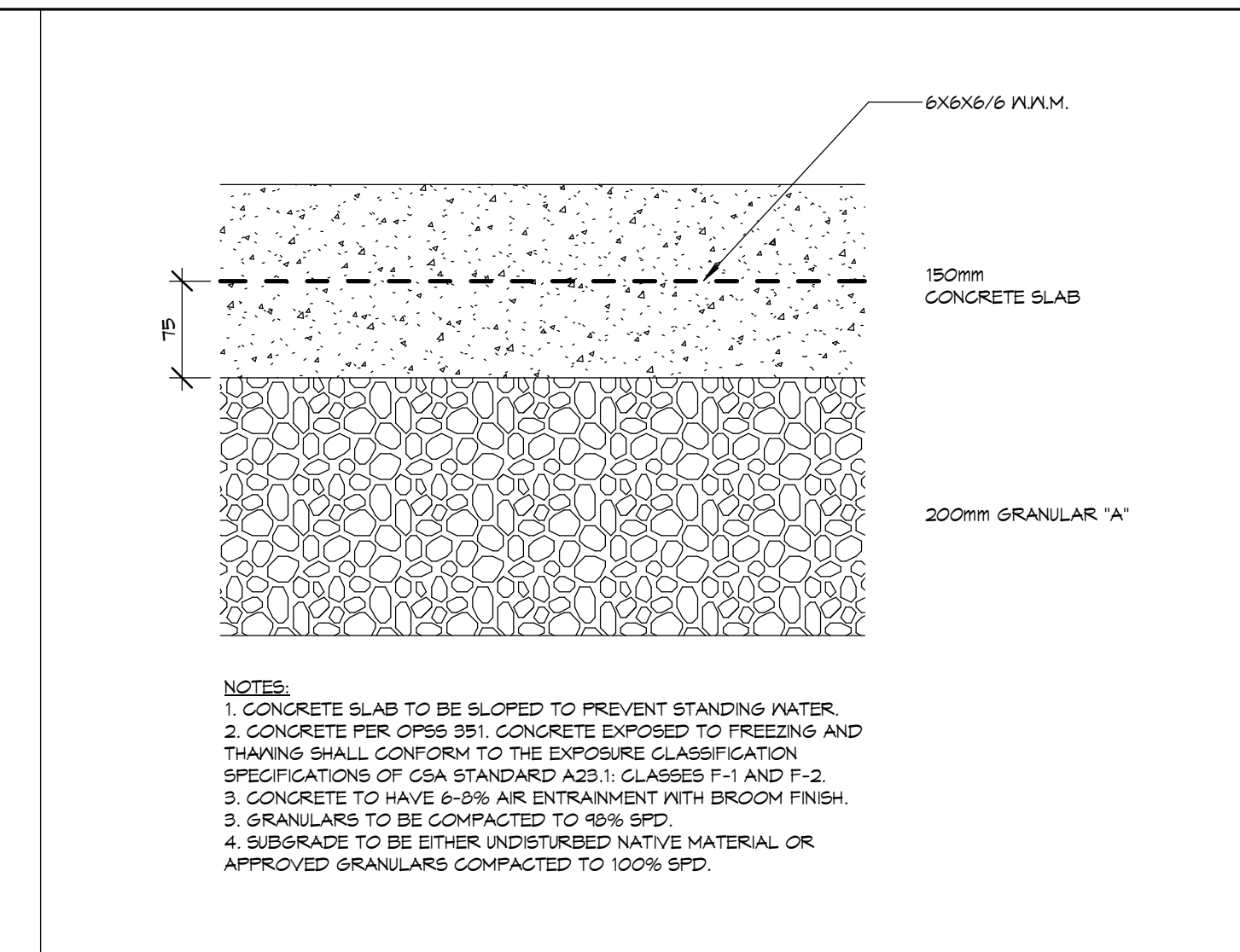
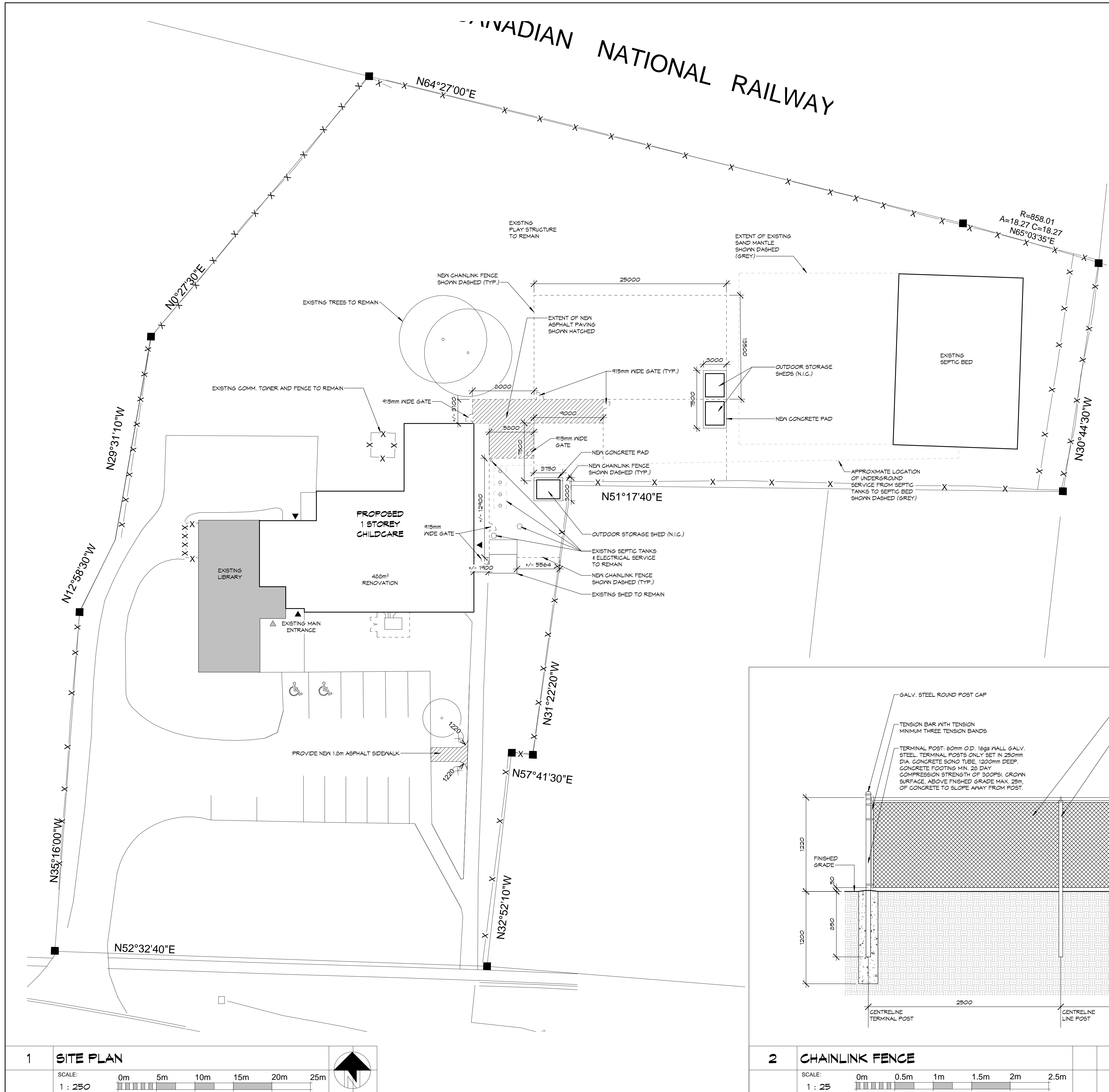
4513 COUNTY RD #1, YARKER, ON

COVER PAGE AND LIST OF DRAWINGS

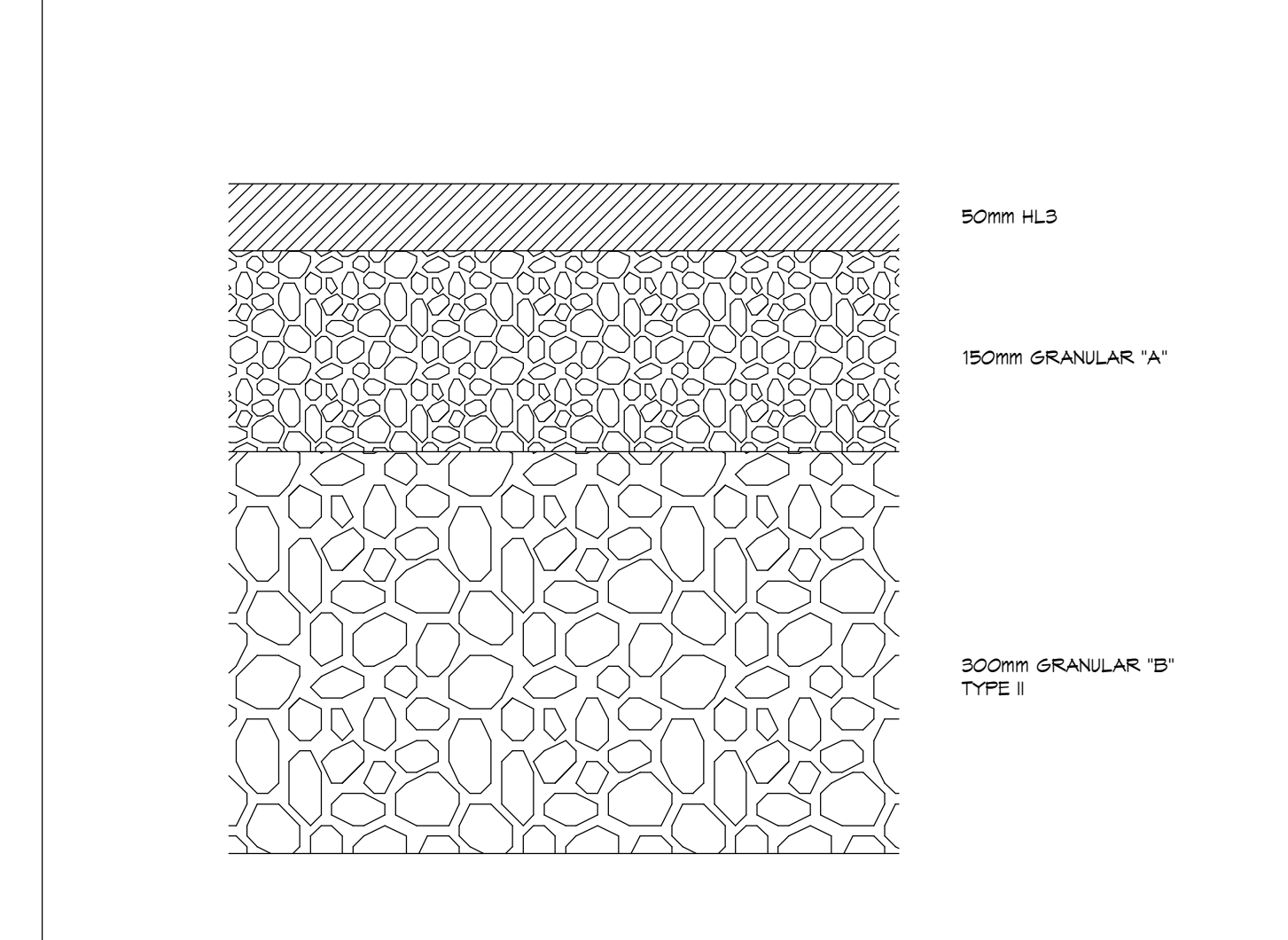
SCALE
As indicated

PROFESSIONAL SEAL	DRAWN	DATE
	CG	2019/09/10
	JK	2020/01/29
	HK	DRAWING NO.
	PROJECT NO.	000

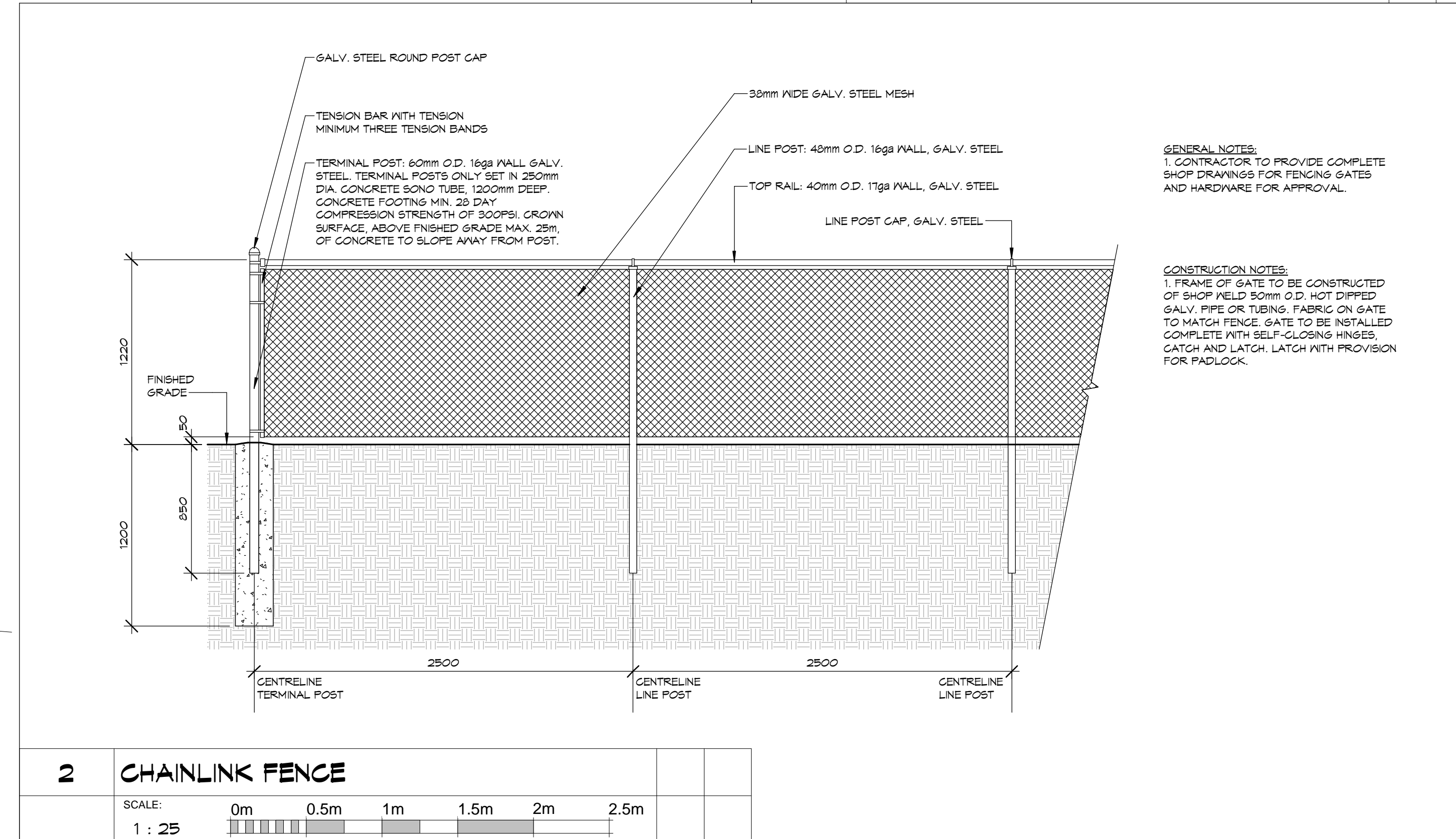
NOT FOR PERMIT OR CONSTRUCTION WITHOUT SEAL AND ISSUED NOTE



4 CONCRETE PAD SECTION
SCALE: 1:5



3 LIGHT DUTY ASPHALT
SCALE: 1:5



2 CHAINLINK FENCE
SCALE: 1:25

NOTES:
THIS DRAWING AND DESIGN ARE THE COPYRIGHT PROPERTY OF COLBOURNE & KEMBEL ARCHITECTS INC. AND MUST NOT BE COPIED, REPRODUCED, OR DISTRIBUTED IN WHOLE OR IN PART WITHOUT THE EXPRESS WRITTEN CONSENT OF THE ARCHITECT. ISSUED COPIES MUST BE RETURNED TO THE ARCHITECT UPON COMPLETION.
DRAWINGS MUST NOT BE SCALED. VERIFY DIMENSIONS ON SITE.

1. CONCRETE SLAB TO BE SLOPED TO PREVENT STANDING WATER.
2. CONCRETE PER OPS 951. CONCRETE EXPOSED TO FREEZING AND THAWING SHALL CONFORM TO THE EXPOSURE CLASSIFICATION SPECIFICATIONS OF CSA STANDARD A23.1. CLASSES F-1 AND F-2.
3. CONCRETE TO HAVE 6-8% AIR ENTRAINMENT WITH BROOM FINISH.
4. GRANULARS TO BE COMPACTED TO 95% SPD.
5. SUBGRADE TO BE EITHER UNDISTURBED NATIVE MATERIAL OR APPROVED GRANULARS COMPACTED TO 100% SPD.

GENERAL NOTES:
1. CONTRACTOR TO PROVIDE COMPLETE SHOP DRAWINGS FOR FENCING GATES AND HARDWARE FOR APPROVAL.

CONSTRUCTION NOTES:
1. FRAME OF GATE TO BE CONSTRUCTED OF SHOP WELD 50mm O.D. HOT DIPPED GALV. PIPE OR TUBING. FABRIC ON GATE TO MATCH FENCE. GATE TO BE INSTALLED COMPLETE WITH SELF-CLOSING HINGES, CATCH AND LATCH WITH PROVISION FOR PADLOCK.

1	HK	ISSUED FOR TENDER AND PERMIT	20-02-06
NO.	BY	REVISIONS/SUBMISSIONS	DATE

COLBOURNE & KEMBEL, ARCHITECTS INC.
1300 ARLINGTON PARK PLACE
KINGSTON, ONTARIO K7H 0M9
TEL: 613-584-2240 FAX: 613-584-1277
info@ckai.ca www.ckai.ca

PROJECT: **YARKER DAYCARE RENOVATION**
4513 COUNTY RD #1, YARKER, ON

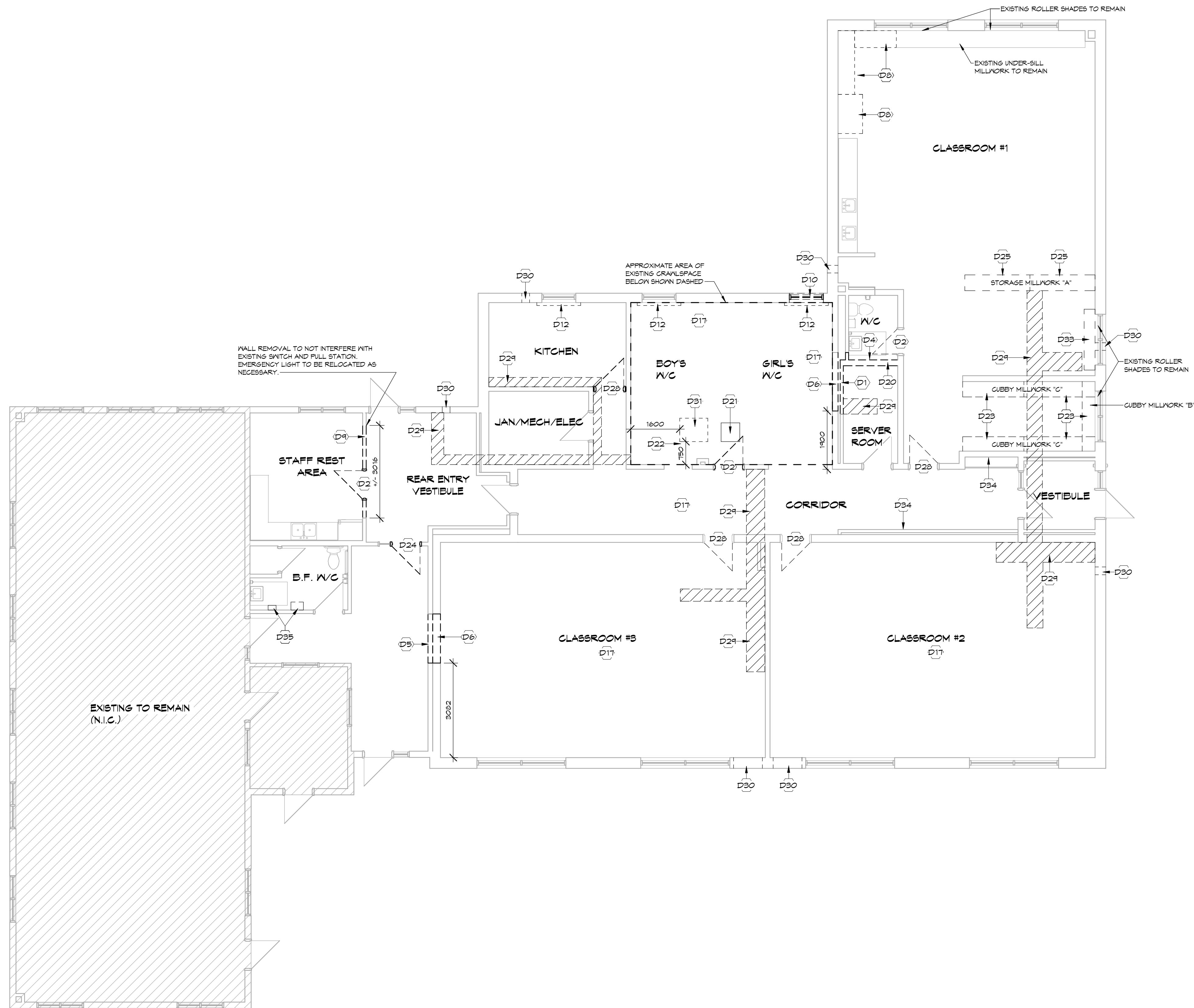
DRAWING: **SITE PLAN & SITE DETAILS**

SCALE: As indicated

PROFESSIONAL SEAL	DRAWN	DATE
	CG	2019/09/10
	CHECKED	PRINTED
	JC	2020/01/29
	REVIEWED	DRAWING NO.
	HK	
	PROJECT NO.	
	19038	101

NOT FOR PERMIT OR CONSTRUCTION WITHOUT SEAL AND ISSUED NOTE

NOTES
 COPYRIGHT
 THIS DRAWING AND DESIGN ARE THE COPYRIGHT PROPERTY OF COLBOURNE & KEMBEL ARCHITECTS INC. AND MUST NOT BE COPIED, REPRODUCED, OR DISTRIBUTED IN WHOLE OR IN PART WITHOUT THE EXPRESS WRITTEN CONSENT OF THE ARCHITECT. ISSUED COPIES MUST BE RETURNED TO THE ARCHITECT UPON COMPLETION.
 DRAWINGS MUST NOT BE SCALED. VERIFY DIMENSIONS ON SITE



DEMOLITION NOTES

- D1 REMOVE G/WB PARTITION.
- D2 REMOVE DOOR, FRAME AND HARDWARE.
- D4 REMOVE CERAMIC WALL TILE.
- D5 CREATE OPENING IN G/WB PARTITION. REFER TO PROPOSED GROUND FLOOR FOR OPENING WIDTH.
- D6 SAWCUT BLOCK WALL OPENING APPROXIMATELY 2400 A.F.F. AND ADD REQUIRED STRUCTURAL SUPPORT. REFER TO PROPOSED GROUND FLOOR FOR OPENING WIDTH.
- D8 REMOVE MILLWORK AND PATCH AND MAKE GOOD ALL WALL AND FLOOR CONNECTIONS.
- D9 CREATE OPENING IN G/WB PARTITION. TOP OF OPENING TO BE APPROXIMATELY 1800mm BELOW UNDERSIDE OF EXISTING CEILING FINISH.
- D10 REMOVE WINDOW AND EXPAND OPENINGS BY REMOVING THE WALL BELOW EXISTING SILL TO FINISH FLOOR LEVEL. WIDTH TO REMAIN THE SAME.
- D12 REMOVE BASEBOARD HEATERS.
- D17 REMOVE CEILING MOUNTED LIGHT FIXTURES.
- D20 REMOVE BLOCK WALL.
- D21 REMOVE EXISTING CRAWLSPACE ACCESS HATCH.
- D22 SAWCUT OPENING IN FLOOR SLAB FOR NEW 162 X 419 CRAWLSPACE ACCESS HATCH. REFER TO STRUCTURAL.
- D23 CAREFULLY REMOVE EXISTING WALL-MOUNTED OVERHEAD CUBBY STORAGE MILLWORK, HOOKS AND BENCH AND STORE ON SITE DURING CONSTRUCTION. MILLWORK IS TO BE RELOCATED. REFER TO PROPOSED FLOOR PLAN (302) AND MILLWORK ELEVATIONS (306) FOR LOCATION OF RELOCATED CUBBY MILLWORK.
- D24 RELOCATE EXISTING DOOR WITHIN WALL. REFER TO FLOOR PLANS FOR NEW LOCATION.
- D25 CAREFULLY REMOVE EXISTING FLOOR-MOUNTED STORAGE MILLWORK AND STORE ON SITE DURING CONSTRUCTION. MILLWORK IS TO BE RELOCATED. REFER TO PROPOSED FLOOR PLAN (302) AND MILLWORK ELEVATIONS (305) FOR LOCATION OF RELOCATED STORAGE MILLWORK.
- D28 REMOVE EXISTING DOOR AND HARDWARE. EXISTING FRAME TO REMAIN.
- D29 NEATLY SAWCUT AND REMOVE EXISTING SLAB AND GRANULAR BASE AS REQUIRED TO INSTALL NEW UNDER-SLAB PIPING. REFER TO GENERAL DEMOLITION NOTE 4 AND MECHANICAL DRAWINGS FOR EXTENT.
- D30 CREATE OPENING IN EXISTING EXTERIOR WALL FOR MECHANICAL PENETRATION. REFER TO GENERAL DEMOLITION NOTE 4 AND MECHANICAL AND STRUCTURAL DRAWINGS FOR EXTENT.
- D31 NEATLY SAWCUT AND REMOVE EXISTING FLOOR SLAB FOR INSTALLATION OF NEW ACCESS HATCH TO EXISTING CRAWLSPACE. COORDINATE OPENING SIZE WITH ACCESS HATCH SPECIFICATION. REFER TO STRUCTURAL FOR COMPENSATING STRUCTURAL REQUIREMENTS.
- D33 CAREFULLY REMOVE EXISTING FLOOR-MOUNTED STORAGE MILLWORK AND STORE ON SITE DURING CONSTRUCTION. MILLWORK IS TO BE GIVEN TO OWNER.
- D34 REMOVE EXISTING SURFACE-MOUNTED PLYWOOD.
- D35 REMOVE EXISTING PAPER TOWEL DISPENSER AND WALL-MOUNTED GARBAGE RECEPTACLE.

GENERAL DEMOLITION NOTES

1. REFER TO MECHANICAL AND ELECTRICAL DRAWINGS FOR COMPLETE EXTENT OF MECHANICAL AND ELECTRICAL DEMOLITION.
2. CONTRACTOR TO REVIEW D35 REPORT AND IN THEIR BID PRICE REMOVAL OF ANY DESIGNATED SUBSTANCES IN THE AREAS OF RENOVATION. ALL REMOVALS TO BE CARRIED OUT IN ACCORDANCE WITH APPLICABLE REGULATIONS IN FORCE IN THE PROVINCE OF ONTARIO.
3. REMOVE EXISTING WALL BASE THROUGHOUT.
4. CONTRACTOR TO PROVIDE ALL PENETRATIONS NECESSARY FOR MECHANICAL, ELECTRICAL AND STRUCTURAL INSTALLATION, INCLUDING CORING, WALL PENETRATIONS, PATCH AND REPAIR ALL FINISHES FULLY COORDINATE WITH ALL TRADES TO ENSURE ALL PENETRATIONS ARE INCLUDED.
5. PATCH AND REPAIR FLOOR, CEILINGS & WALLS AT ALL REMOVALS, INCLUDING MECHANICAL & ELECTRICAL REMOVALS TO MATCH EXISTING ADJACENT FINISH.
6. REFER TO DESIGNATED SUBSTANCE REPORT FOR ALL WORK. CONTRACTOR MUST COMPLY WITH REGULATIONS AND LAWS WHEN HANDLING AND DISPOSING OF DESIGNATED SUBSTANCES.
7. PATCH & REPAIR WHERE EXISTING MECHANICAL AND ELECTRICAL EQUIPMENT, PIPING, CONDUIT, OR DUCTWORK HAS BEEN REMOVED. REFER TO MECHANICAL AND ELECTRICAL DRAWINGS.
8. ALL EXISTING PA SPEAKER SYSTEM TO BE REMOVED, INCLUDING ALL EXISTING CONDUIT AND DEVICES.

1 **DEMOLITION PLAN**

SCALE: 1 : 75

No.	HK	ISSUED FOR TENDER AND PERMIT	20-02-06
	BY	REVISIONS/SUBMISSIONS	DATE

COLBOURNE & KEMBEL, ARCHITECTS INC.

1307 ARLINGTON PARK PLACE
 KINGSTON, ONTARIO K7H 6M8
 TEL: 613-584-2240 FAX: 613-584-1277
 info@ckai.ca www.ckai.ca

PROJECT
YARKER DAYCARE RENOVATION

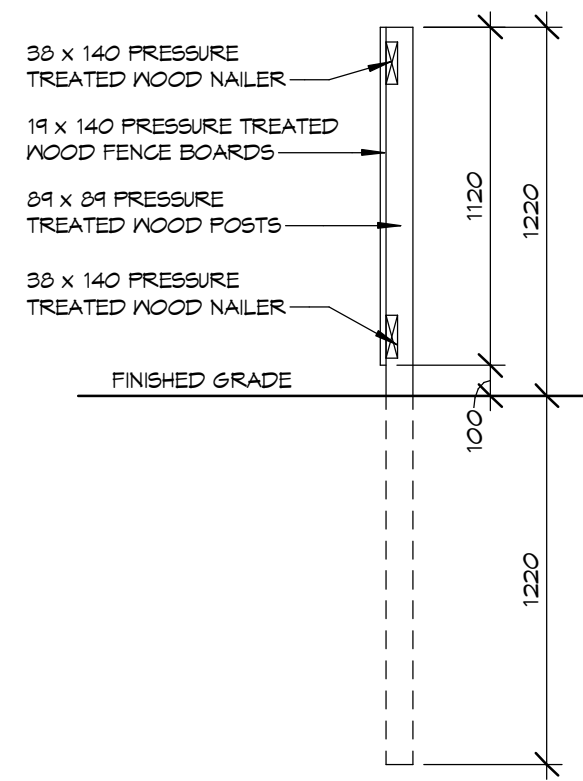
4513 COUNTY RD #1, YARKER, ON

DRAWING
DEMOLITION PLAN

SCALE
 1 : 75

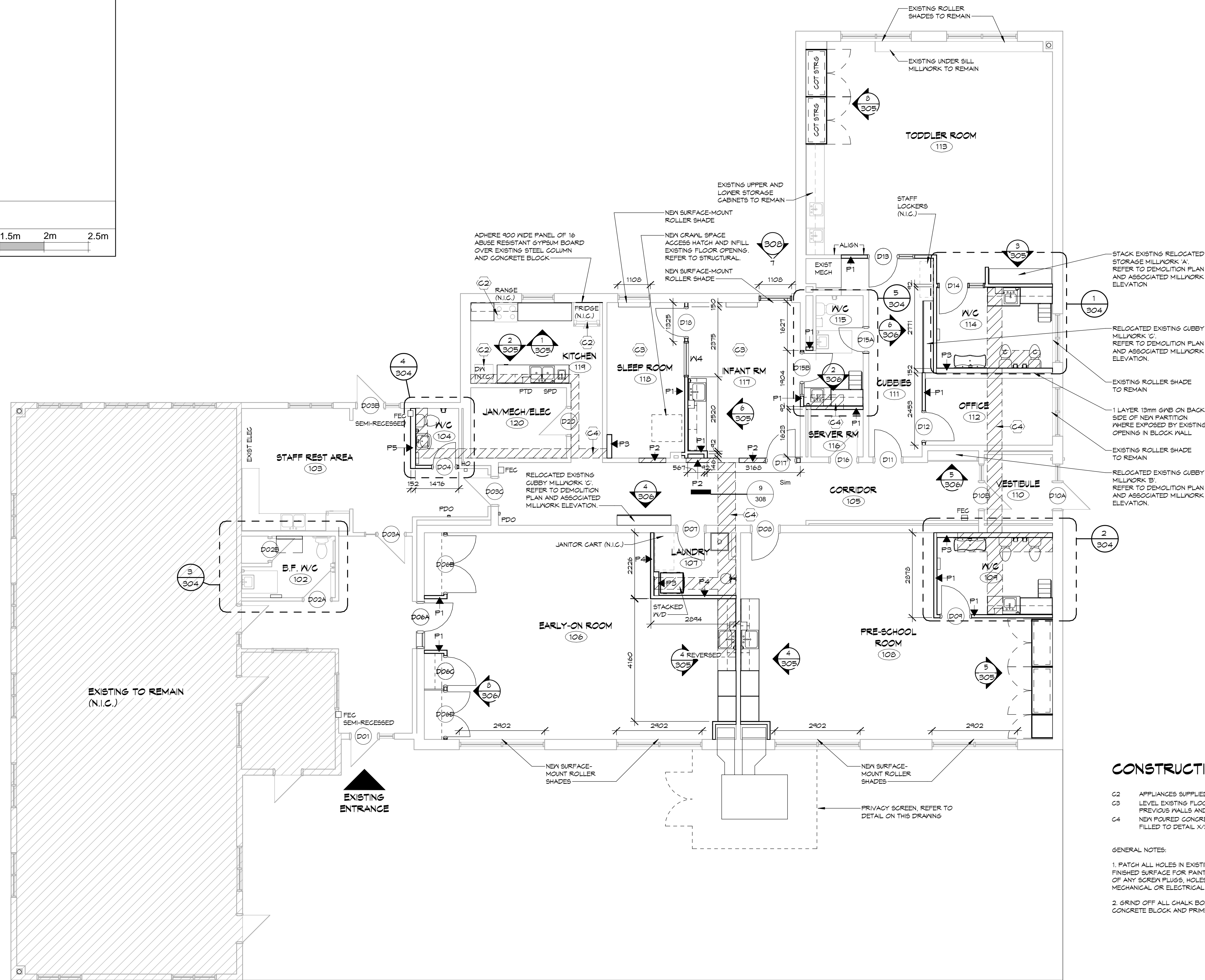
	DRAWN	CG	DATE	2019/09/10
	CHECKED	JC	PRINTED	2020/01/29
	REVIEWED	HK	DRAWING No.	
	PROJECT No.	19038		301

NOT FOR PERMIT OR CONSTRUCTION WITHOUT SEAL AND ISSUED NOTE



2 PRIVACY SCREEN DETAIL

REFERENCE: SCALE: 1:25
 0m 0.5m 1m 1.5m 2m 2.5m



CONSTRUCTION NOTES

- C2 APPLIANCES SUPPLIED BY OWNER, INSTALLATION BY CONTRACTOR.
- C3 LEVEL EXISTING FLOOR WITH GEMENTIOUS FLOOR LEVELLER WHERE PREVIOUS WALLS AND FLOOR DRAINS WERE REMOVED.
- C4 NEW POURED CONCRETE SLAB, VAPOUR BARRIER AND COMPACTED FILLED TO DETAIL X/BOX. REFER TO MECHANICAL FOR EXTENT.

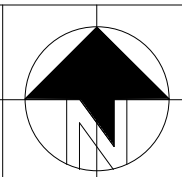
GENERAL NOTES:

- 1 PATCH ALL HOLES IN EXISTING CONCRETE BLOCK TO PROVIDE UNIFORM FINISHED SURFACE FOR PAINTING. THIS INCLUDES REMOVAL OF AND PATCHING OF ANY SCREEN PLUGS, HOLES LEFT BY REMOVAL OF COMMUNICATIONS, MECHANICAL OR ELECTRICAL DEVICES, PIPES, CONDUITS ETC.
- 2 GRIND OFF ALL CHALK BOARD/TACKBOARD ADHESIVE SMOOTH WITH CONCRETE BLOCK AND PRIME FOR PAINTING.

NOTES
 COPYRIGHT
 THIS DRAWING AND DESIGN ARE THE COPYRIGHT PROPERTY OF COLBOURNE & KEMBEL ARCHITECTS INC. AND MUST NOT BE COPIED, REPRODUCED, OR DISTRIBUTED IN WHOLE OR IN PART WITHOUT THE EXPRESS WRITTEN CONSENT OF THE ARCHITECT. ISSUED COPIES MUST BE RETURNED TO THE ARCHITECT UPON COMPLETION.
 DRAWINGS MUST NOT BE SCALED. VERIFY DIMENSIONS ON SITE.

1 PROPOSED FLOOR PLAN

SCALE: 1:75
 0m 1.5m 3m 4.5m 6m 7.5m



NO.	BY	REVISIONS/SUBMISSIONS	DATE
1	HK	ISSUED FOR TENDER AND PERMIT	20-02-06

COLBOURNE & KEMBEL ARCHITECTS INC.
 1307 ARLINGTON PARK PLACE
 KINGSTON, ONTARIO K7H 8M8
 TEL: 613-584-2240 FAX: 613-584-1277
 info@ckai.ca www.ckai.ca

PROJECT
YARKER DAYCARE RENOVATION

4513 COUNTY RD #1, YARKER, ON

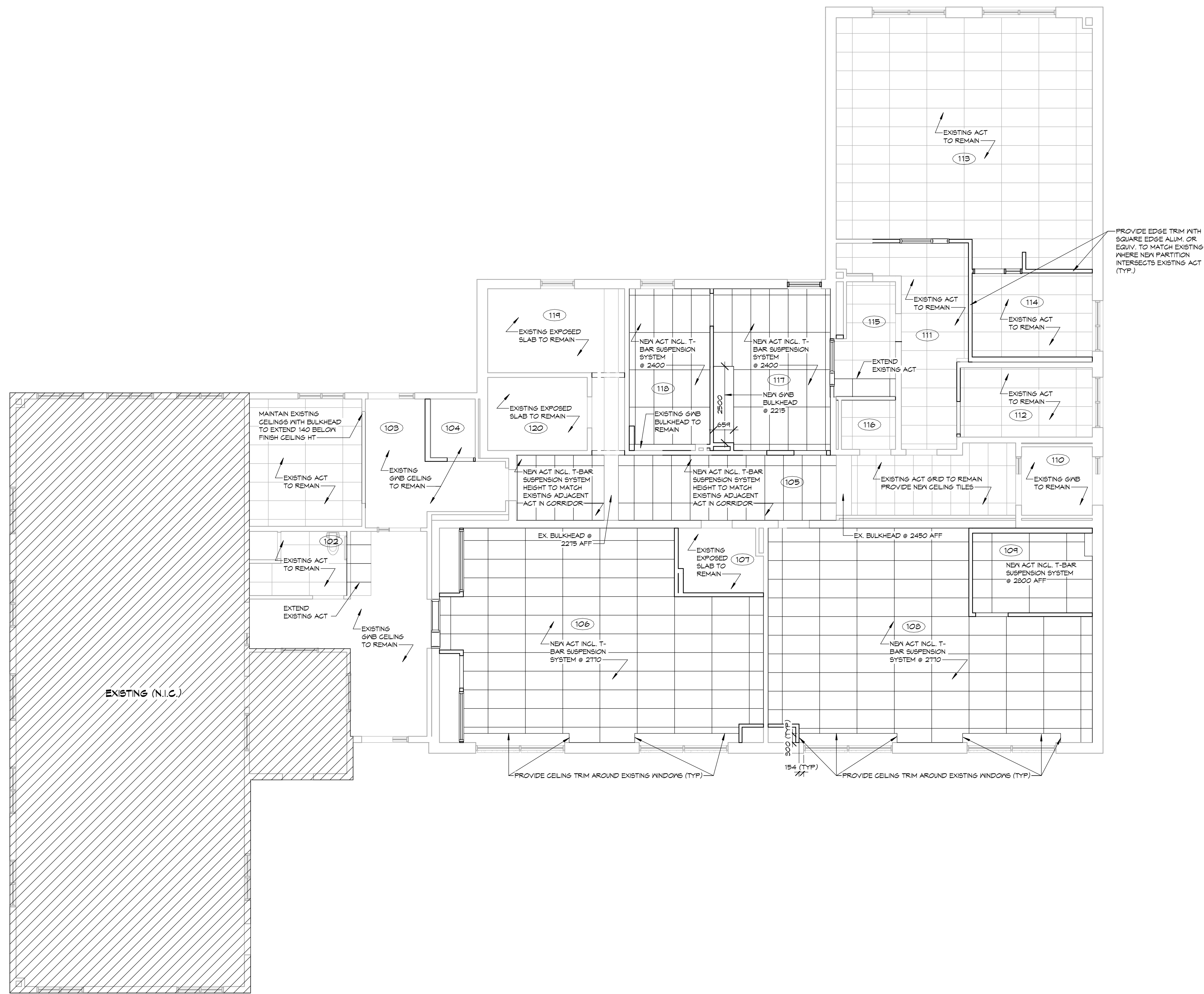
DRAWING
PROPOSED FLOOR PLAN

SCALE
 As indicated

PROFESSIONAL SEAL	DRAWN	DATE
	CG	2019/09/10
	JC	PRINTED: 2020/01/29
	HK	DRAWING NO.
	PROJECT NO.	19038

302

NOTES:
 COPYRIGHT
 THIS DRAWING AND DESIGN ARE THE COPYRIGHT PROPERTY OF COLBOURNE & KEMBEL ARCHITECTS INC. AND MUST NOT BE COPIED, REPRODUCED, OR DISTRIBUTED IN WHOLE OR IN PART WITHOUT THE EXPRESS WRITTEN CONSENT OF THE ARCHITECT. ISSUED COPIES MUST BE RETURNED TO THE ARCHITECT UPON COMPLETION.
 DRAWINGS MUST NOT BE SCALED. VERIFY DIMENSIONS ON SITE.



No.	BY	REVISIONS/SUBMISSIONS	DATE
1	HK	ISSUED FOR TENDER AND PERMIT	20-02-06

COLBOURNE & KEMBEL, ARCHITECTS INC.
 1307 ARLINGTON PARK PLACE
 KINGSTON, ONTARIO K7H 6M6
 TEL: 613-884-2240 FAX: 613-884-1277
 info@ckai.ca www.ckai.ca

PROJECT
YARKER DAYCARE RENOVATION

4513 COUNTY RD #1, YARKER, ON

DRAWING
PROPOSED REFLECTED CEILING PLAN

SCALE
 1 : 75

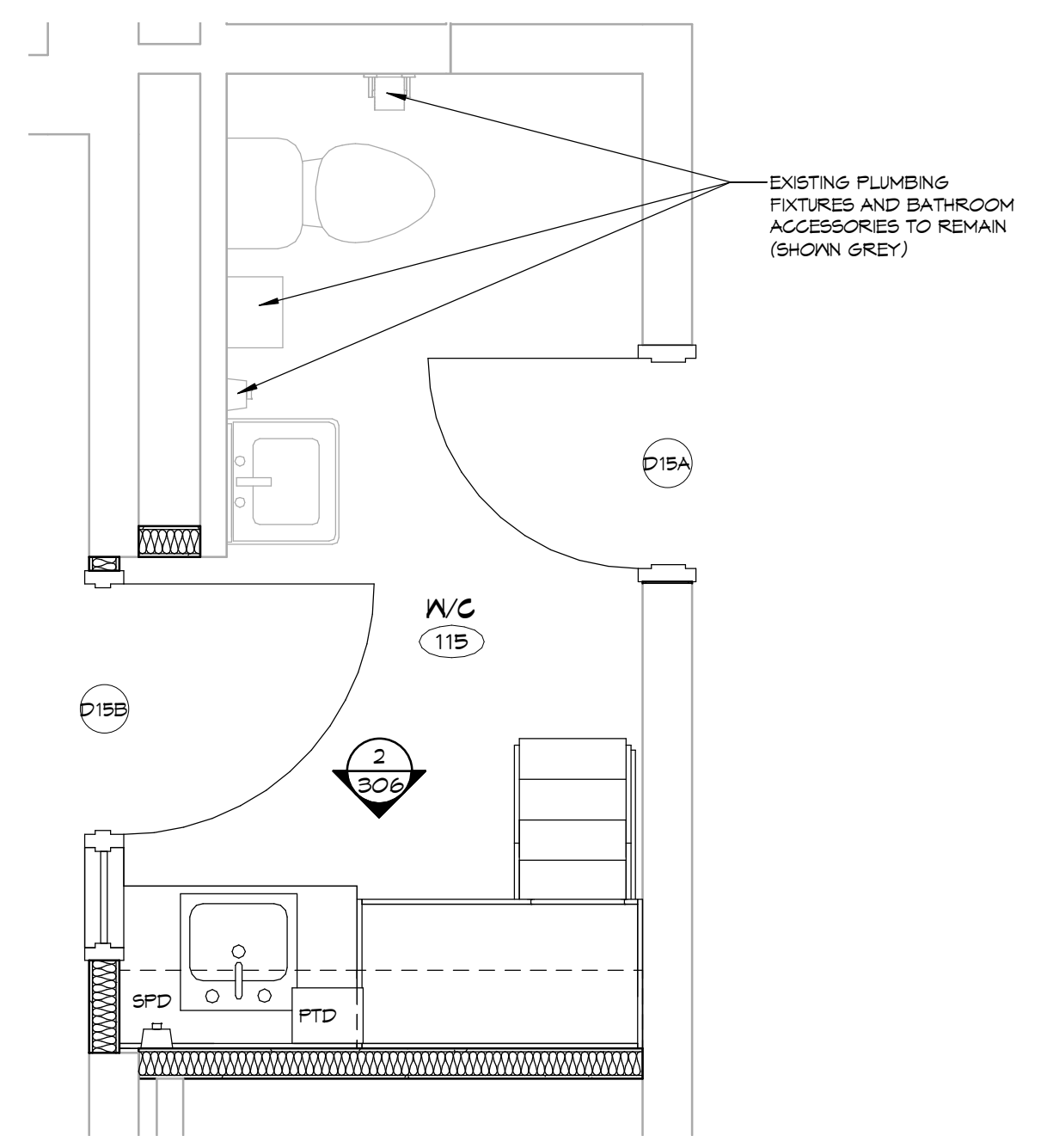
PROFESSIONAL SEAL	DRAWN	DATE
 HEATHER CLARK KEMBEL LICENCEE 3899	CG	2019/09/10
	JC	PRINTED 2020/01/29
	HK	DRAWING No.
	PROJECT No.	19038

NOT FOR PERMIT OR CONSTRUCTION WITHOUT SEAL AND ISSUED NOTE

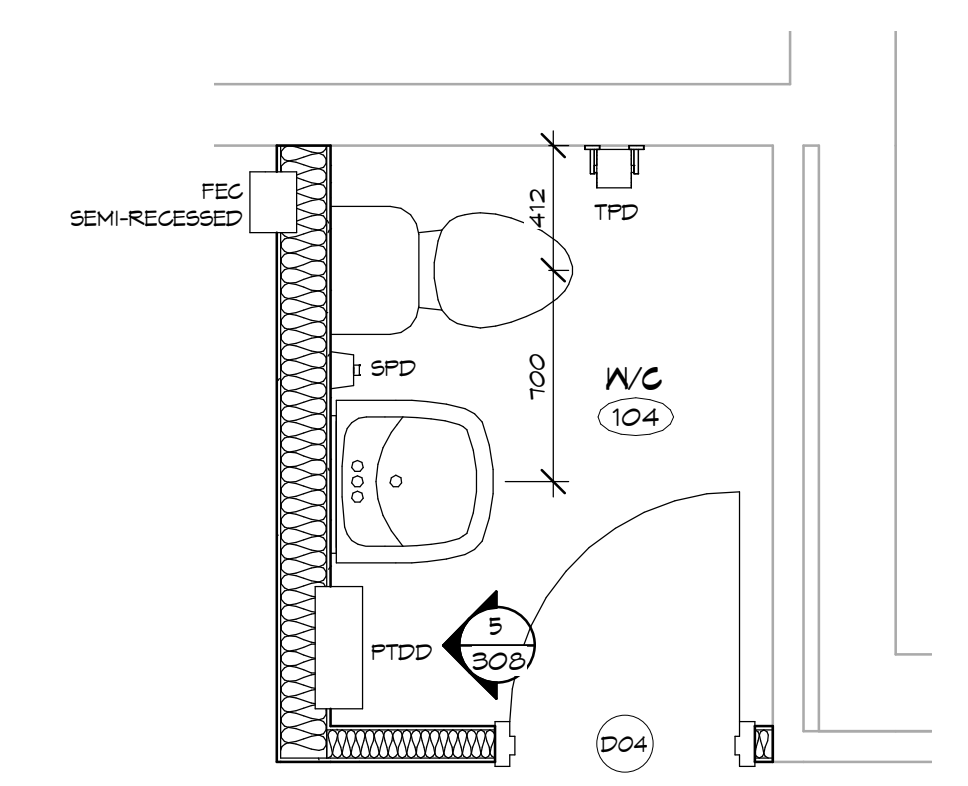
1 REFLECTED CEILING PLAN

SCALE: 1 : 75

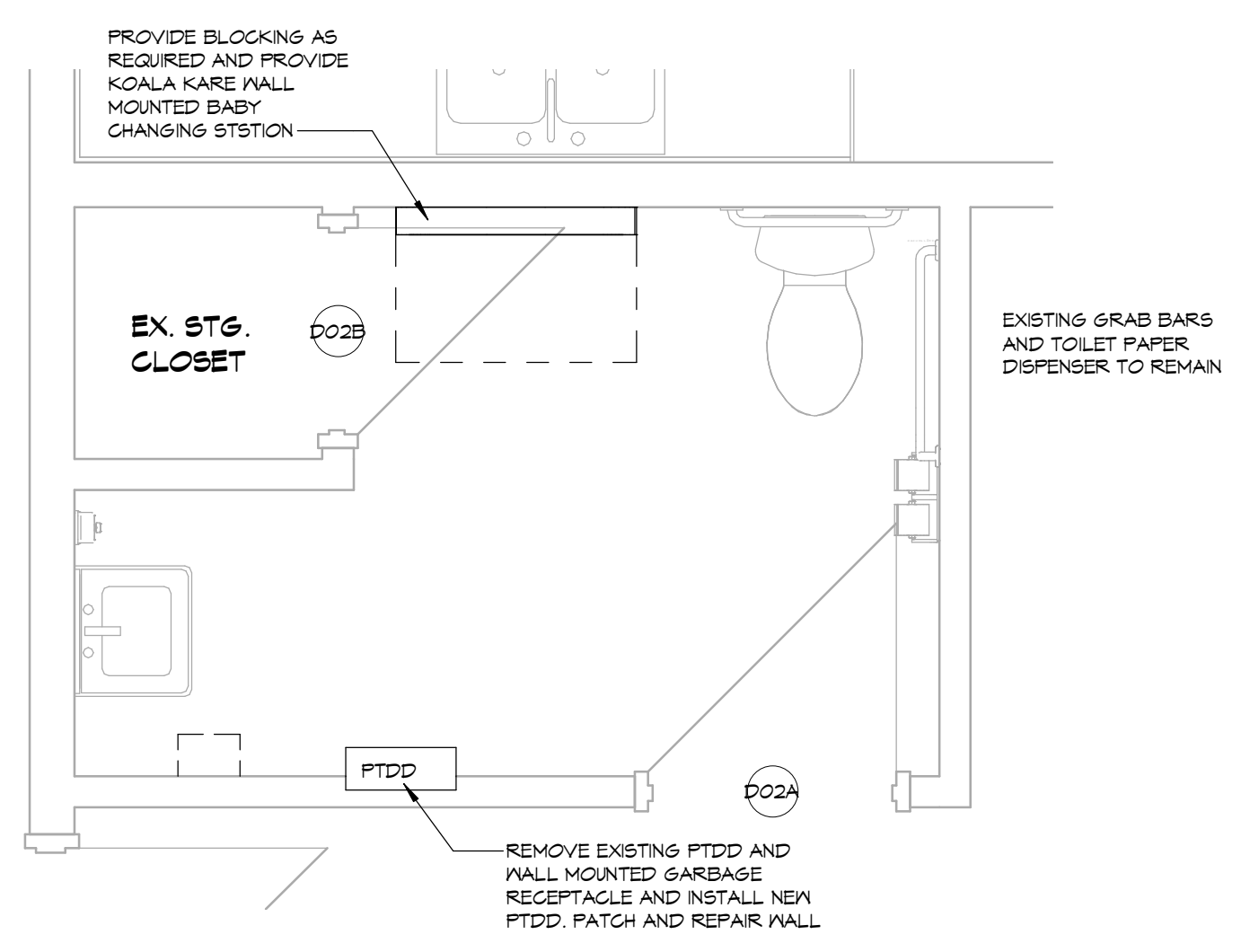
NOTES:
 COPYRIGHT
 THIS DRAWING AND DESIGN ARE THE COPYRIGHT PROPERTY OF COLBOURNE & KEMBEL ARCHITECTS INC. AND MUST NOT BE COPIED, REPRODUCED, OR DISTRIBUTED IN WHOLE OR IN PART WITHOUT THE EXPRESS WRITTEN CONSENT OF THE ARCHITECT. ISSUED COPIES MUST BE RETURNED TO THE ARCHITECT UPON COMPLETION.
 DRAWINGS MUST NOT BE SCALED. VERIFY DIMENSIONS ON SITE.



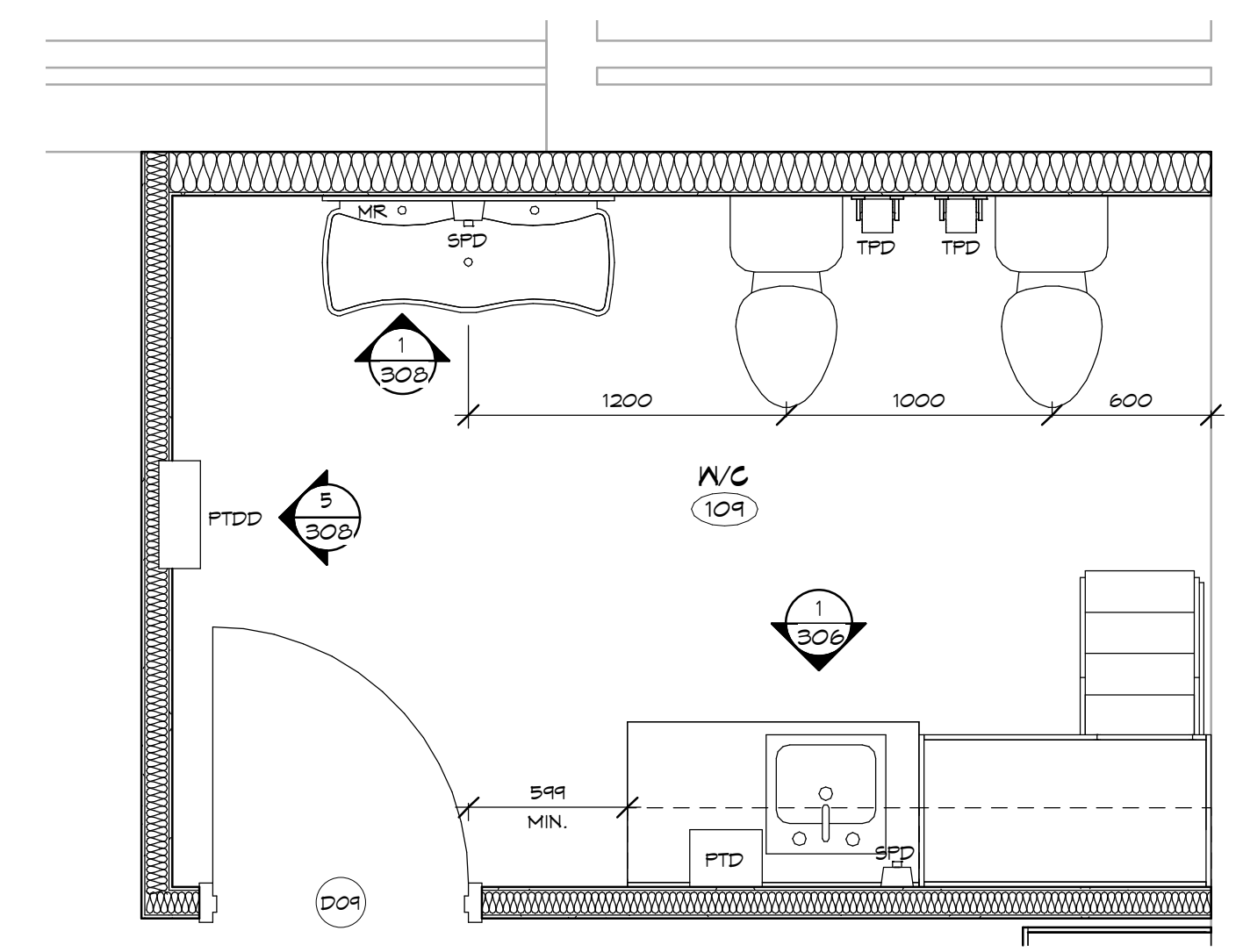
5 INFANT W/C (RM 115)
 SCALE: 1:25
 0m 0.5m 1m 1.5m 2m 2.5m



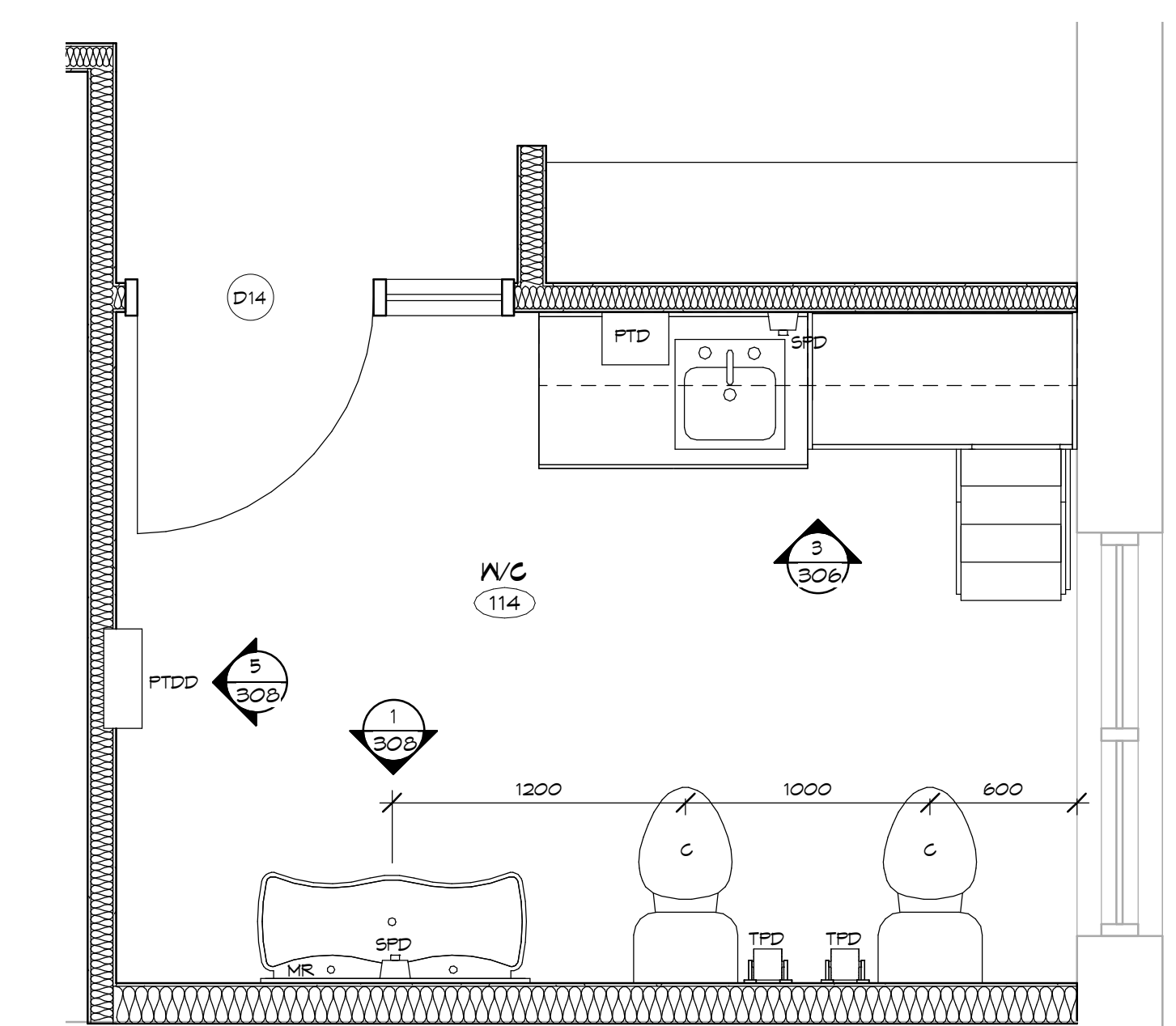
4 STAFF W/C (RM 104)
 SCALE: 1:25
 0m 0.5m 1m 1.5m 2m 2.5m



3 EXISTING B.F. W/C (RM 102)
 SCALE: 1:25
 0m 0.5m 1m 1.5m 2m 2.5m



2 PRE-SCHOOL W/C (RM 109)
 SCALE: 1:25
 0m 0.5m 1m 1.5m 2m 2.5m



1 TODDLER W/C (RM 109)
 SCALE: 1:25
 0m 0.5m 1m 1.5m 2m 2.5m

1	HK	ISSUED FOR TENDER AND PERMIT	20-02-06
NO.	BY	REVISIONS/SUBMISSIONS	DATE

COLBOURNE & KEMBEL ARCHITECTS INC.
 1310 ARLINGTON PARK PLACE
 KINGSTON, ONTARIO K7H 8M9
 TEL: 613-984-2240 FAX: 613-984-1277
 info@ckai.ca www.ckai.ca

PROJECT
YARKER DAYCARE RENOVATION

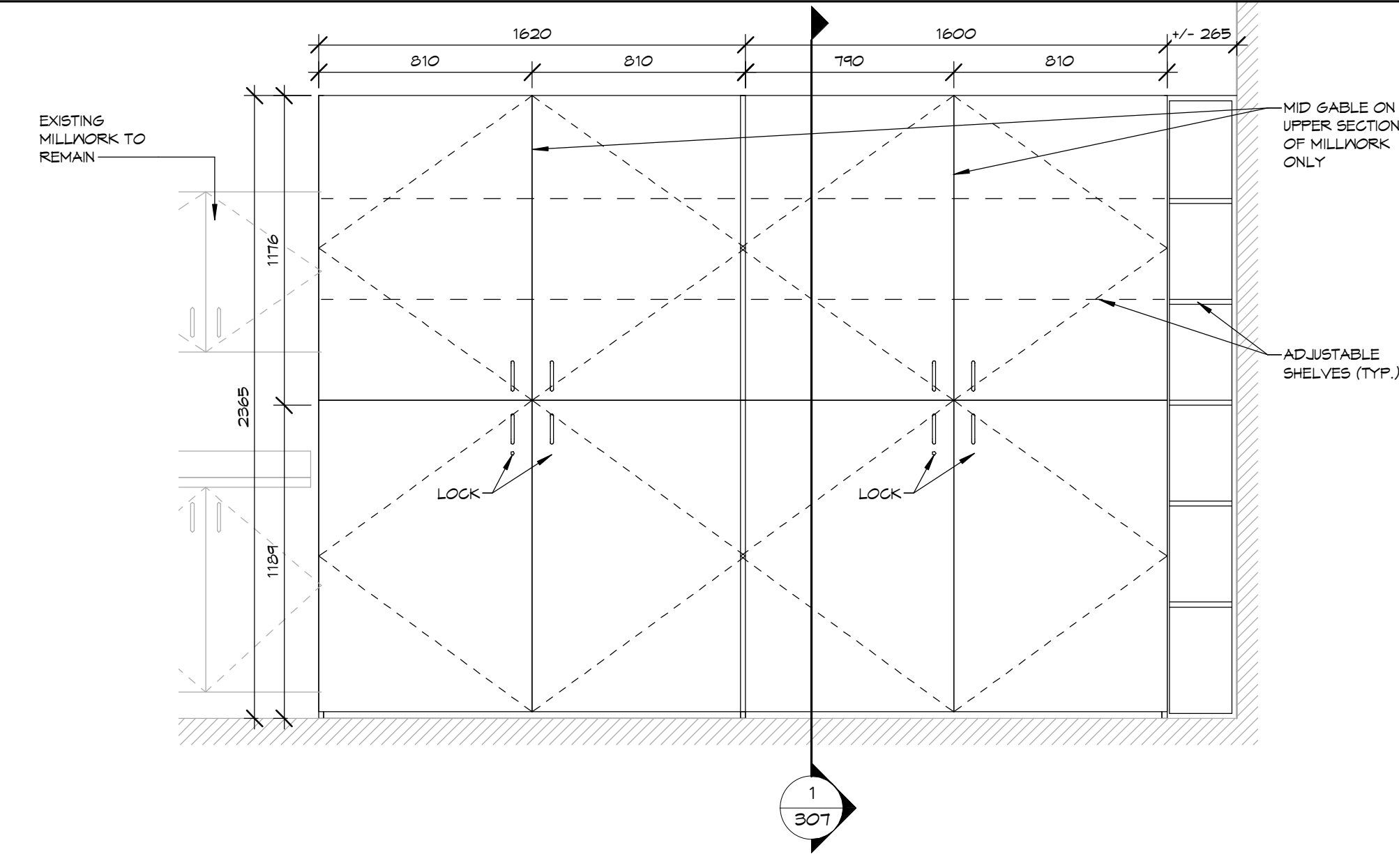
4513 COUNTY RD #1, YARKER, ON

DRAWING
ENLARGED FLOOR PLANS

SCALE
 1:25

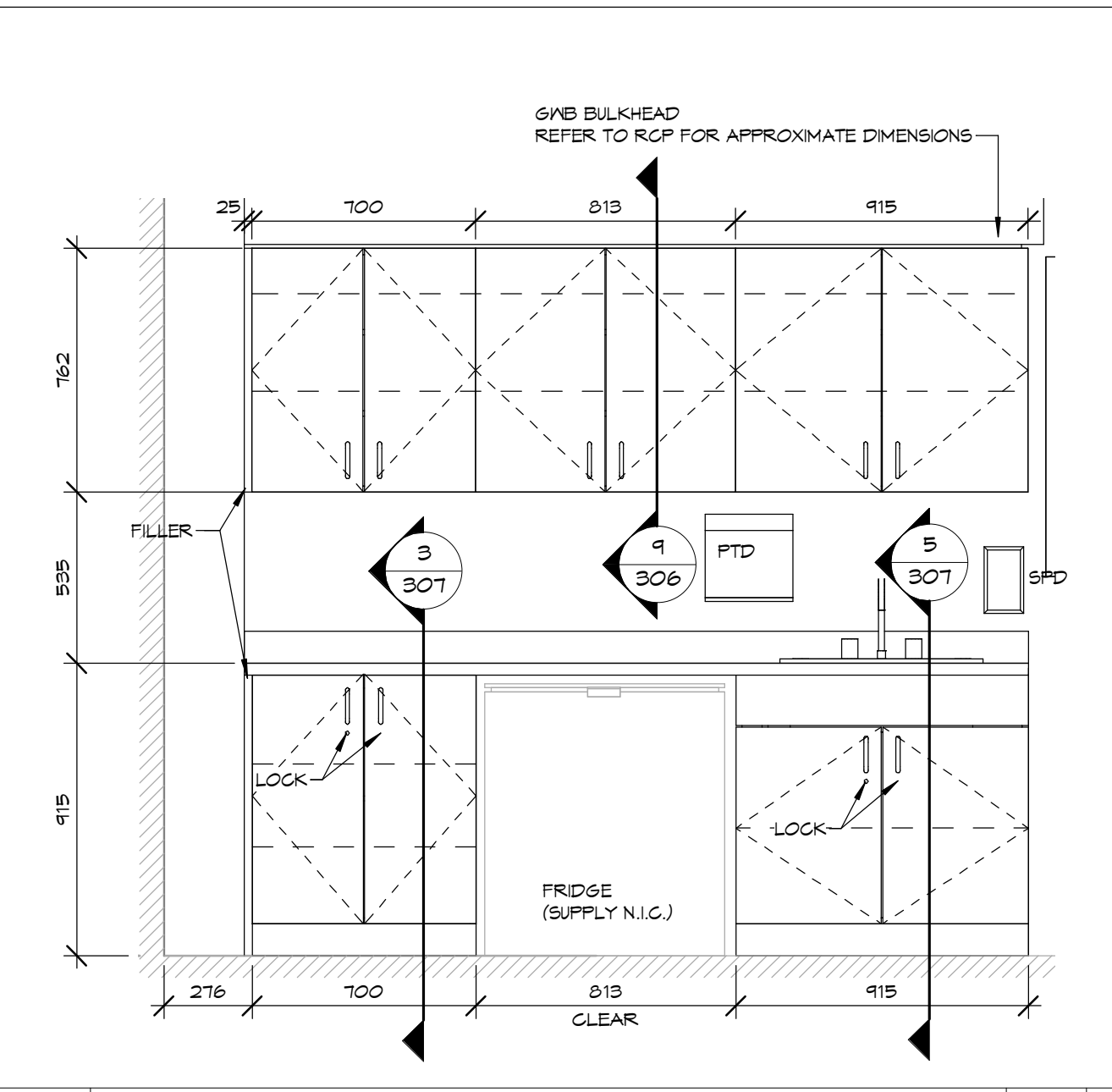
PROFESSIONAL SEAL NOT FOR PERMIT OR CONSTRUCTION WITHOUT SEAL AND ISSUED NOTE	DRAWN	CG	DATE	2019/09/10
	CHECKED	JC	PRINTED	2020/01/29
	REVIEWED	HK	DRAWING NO.	
	PROJECT NO.	19038		304

NOTES:
 COPYRIGHT
 THIS DRAWING AND DESIGN ARE THE COPYRIGHT PROPERTY OF COLBOURNE & KEMBEL ARCHITECTS INC. AND MUST NOT BE COPIED, REPRODUCED, OR DISTRIBUTED IN WHOLE OR IN PART WITHOUT THE EXPRESS WRITTEN CONSENT OF THE ARCHITECT. ISSUED COPIES MUST BE RETURNED TO THE ARCHITECT UPON COMPLETION.
 DRAWINGS MUST NOT BE SCALED. VERIFY DIMENSIONS ON SITE.

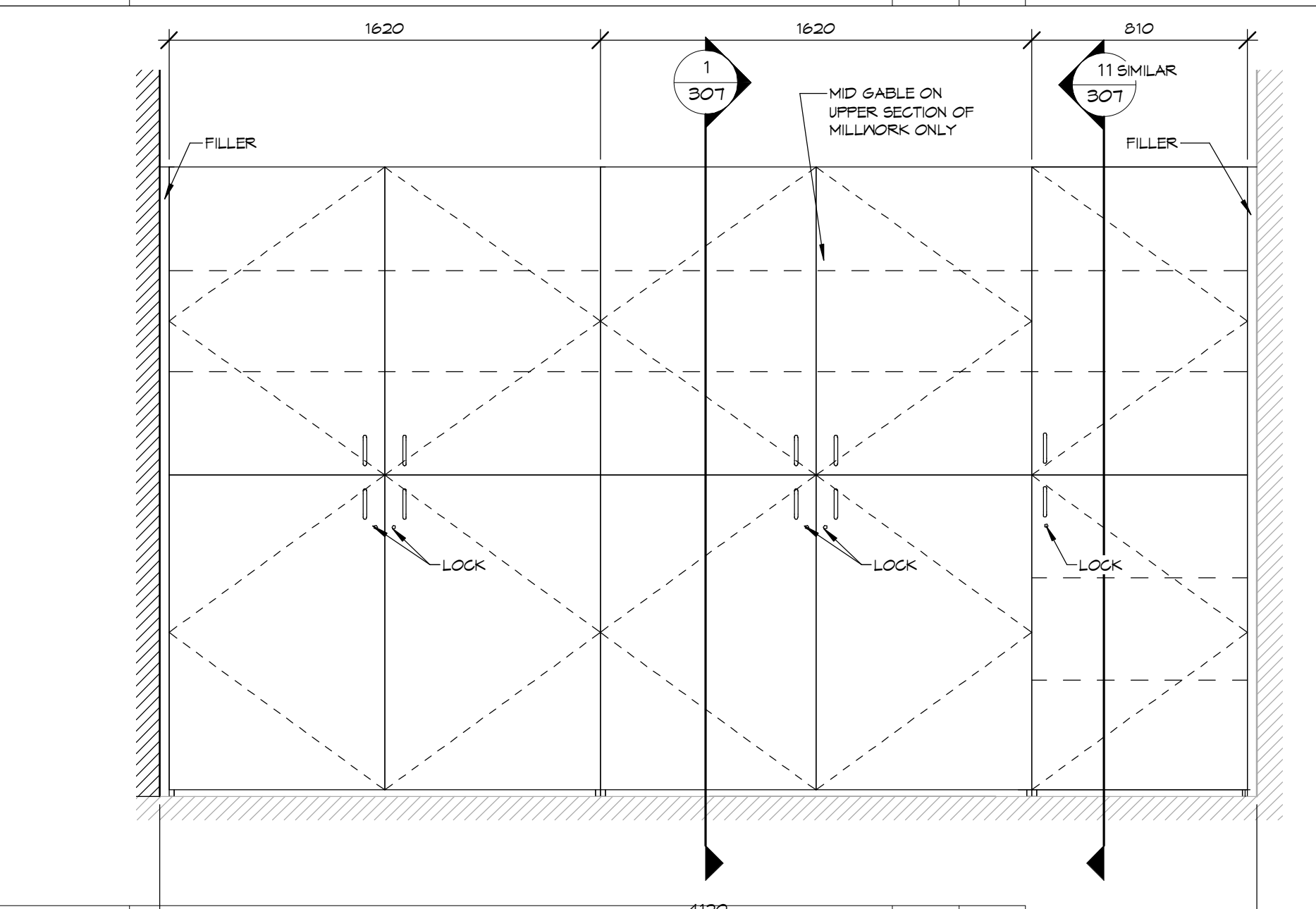


8 TODDLER ROOM MILLWORK - WEST
 SCALE: 0m 0.4m 0.8m 1.2m 1.6m 2m
 1 : 20

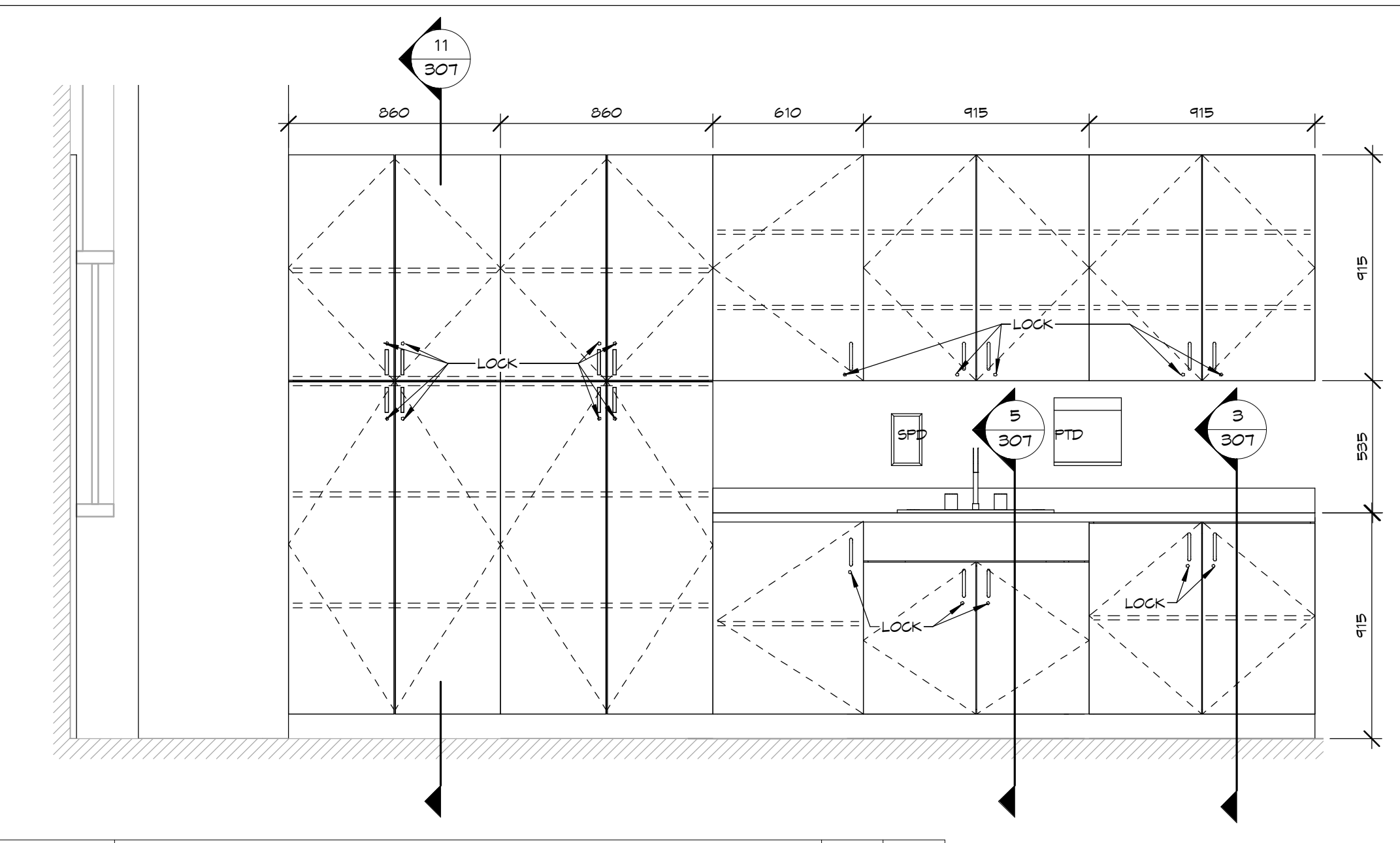
DRAWING NOTES:
 1. PROVIDE LOCKS ON ALL NEW LOWER MILLWORK DOORS WITHIN ROOMS 106, 108, 109, 113, 114, 117.
 2. PROVIDE CONTINUOUS STAINLESS STEEL COUNTERTOP AND BACKSLASH WITHIN KITCHEN ONLY.



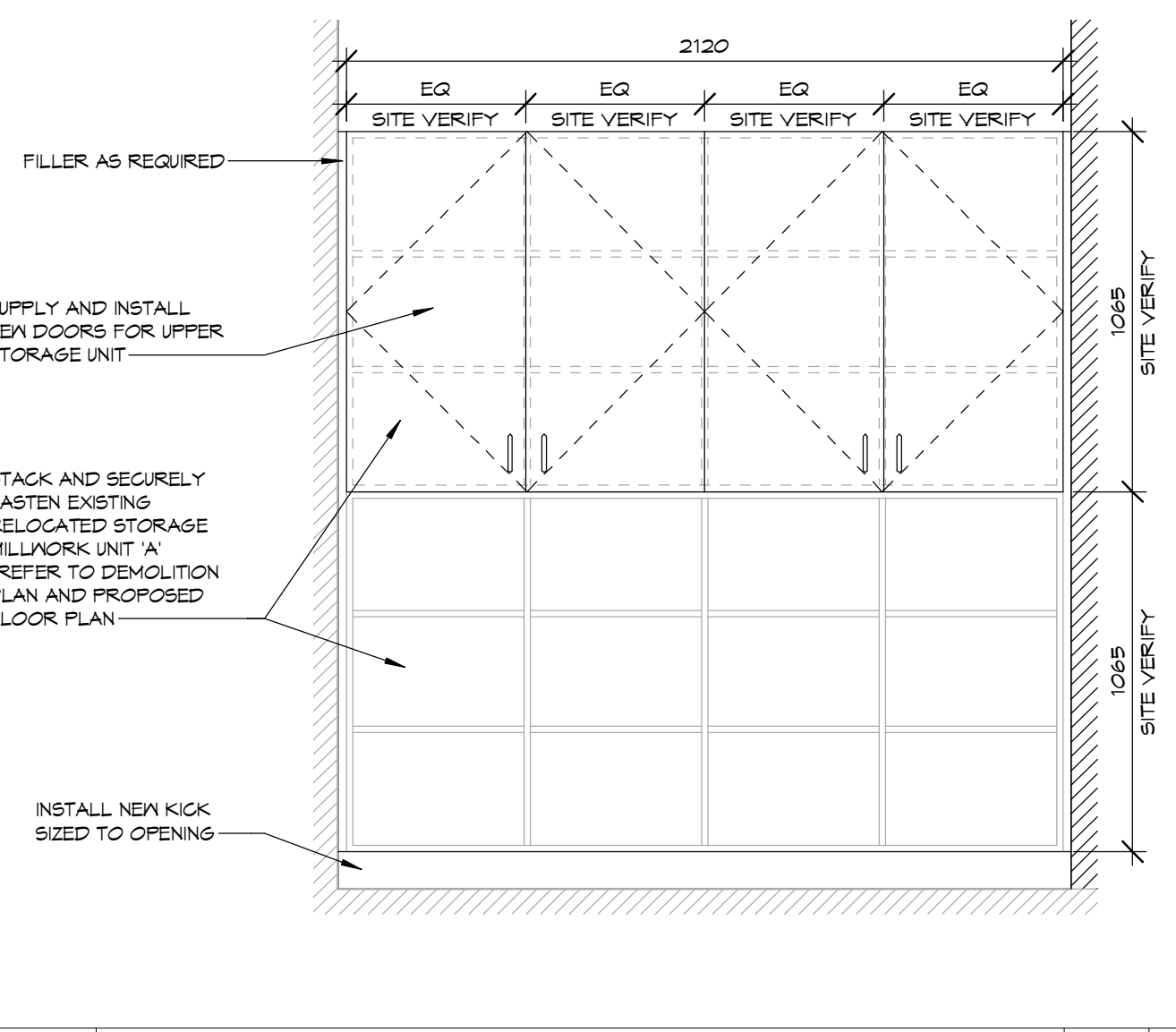
6 INFANT ROOM MILLWORK - WEST
 SCALE: 0m 0.4m 0.8m 1.2m 1.6m 2m
 1 : 20



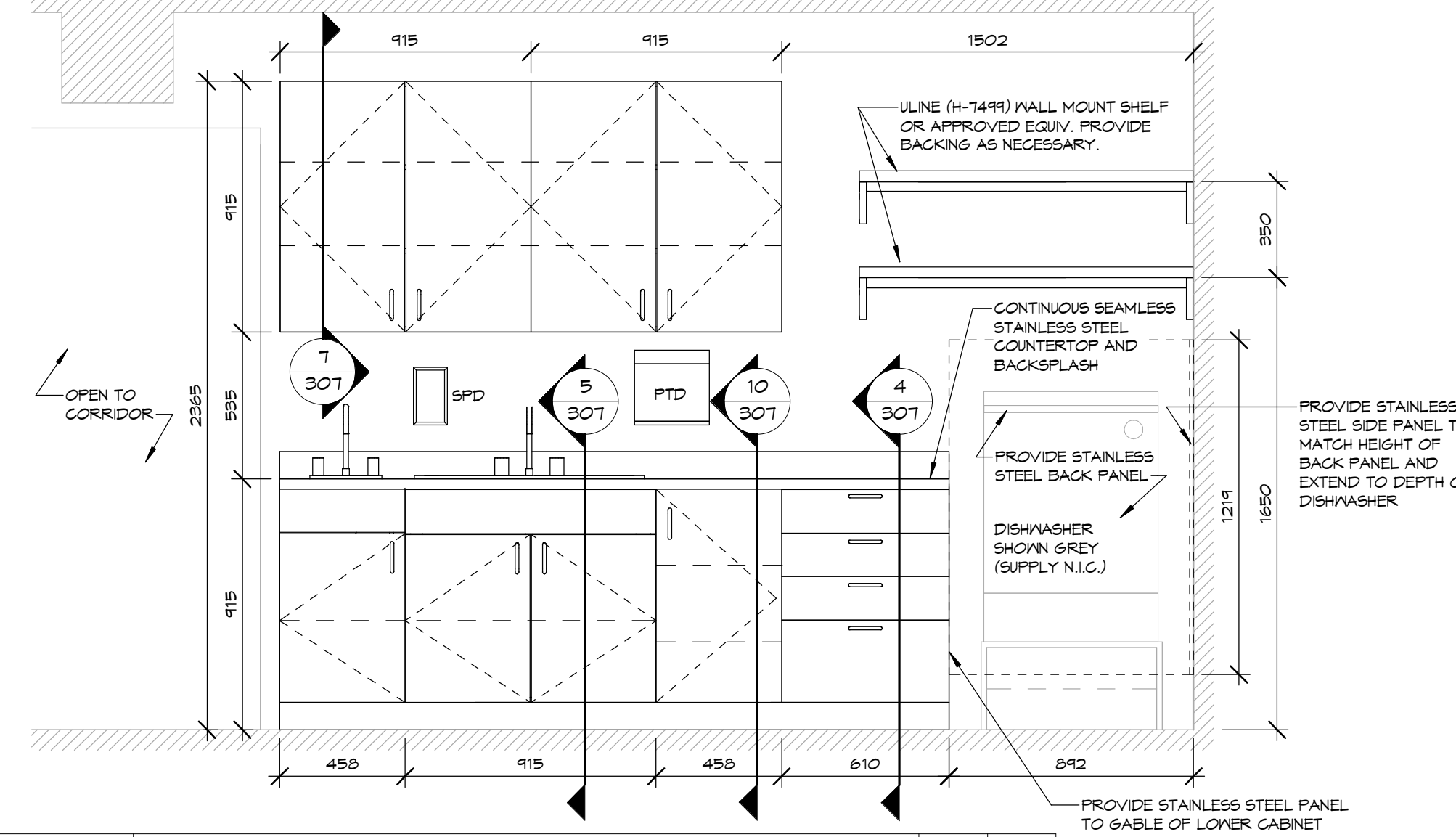
5 PRE-SCHOOL ROOM MILLWORK - EAST
 SCALE: 0m 0.4m 0.8m 1.2m 1.6m 2m
 1 : 20



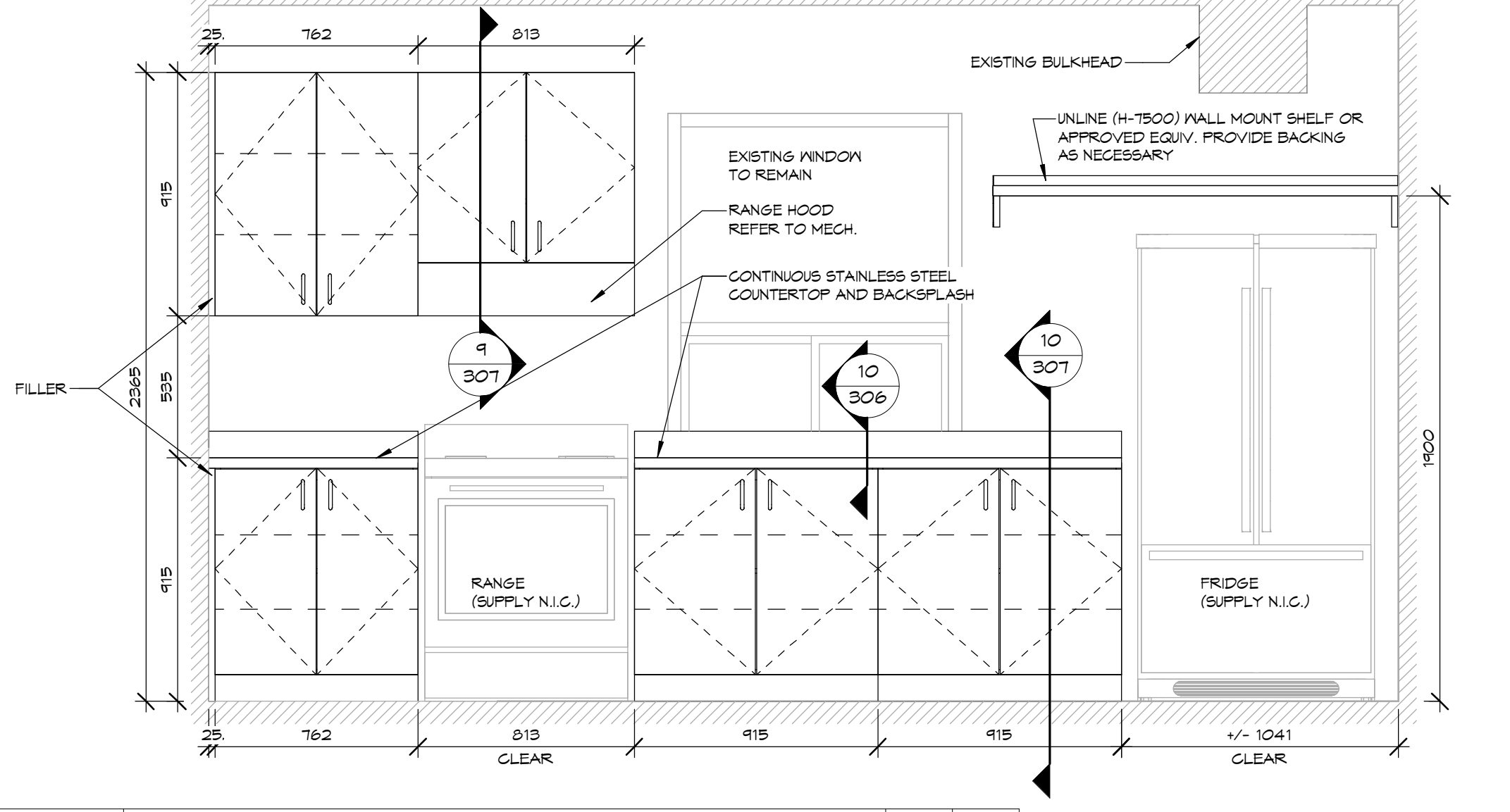
4 PRE-SCHOOL ROOM MILLWORK - WEST (REVERSED IN EARLY ON 106)
 SCALE: 0m 0.4m 0.8m 1.2m 1.6m 2m
 1 : 20



3 TODDLER ROOM MILLWORK - SOUTH
 SCALE: 0m 0.4m 0.8m 1.2m 1.6m 2m
 1 : 20



2 KITCHEN MILLWORK - SOUTH
 SCALE: 0m 0.4m 0.8m 1.2m 1.6m 2m
 1 : 20



1 KITCHEN MILLWORK - NORTH
 SCALE: 0m 0.4m 0.8m 1.2m 1.6m 2m
 1 : 20

1	HK	ISSUED FOR TENDER AND PERMIT	20-02-06
NO.	BY	REVISIONS/SUBMISSIONS	DATE

COLBOURNE & KEMBEL ARCHITECTS INC.
 1307 ARLINGTON PARK PLACE
 KINGSTON, ONTARIO K7H 8M9
 TEL: 613-984-2240 FAX: 613-984-1277
 info@ckai.ca www.ckai.ca

PROJECT
YARKER DAYCARE RENOVATION

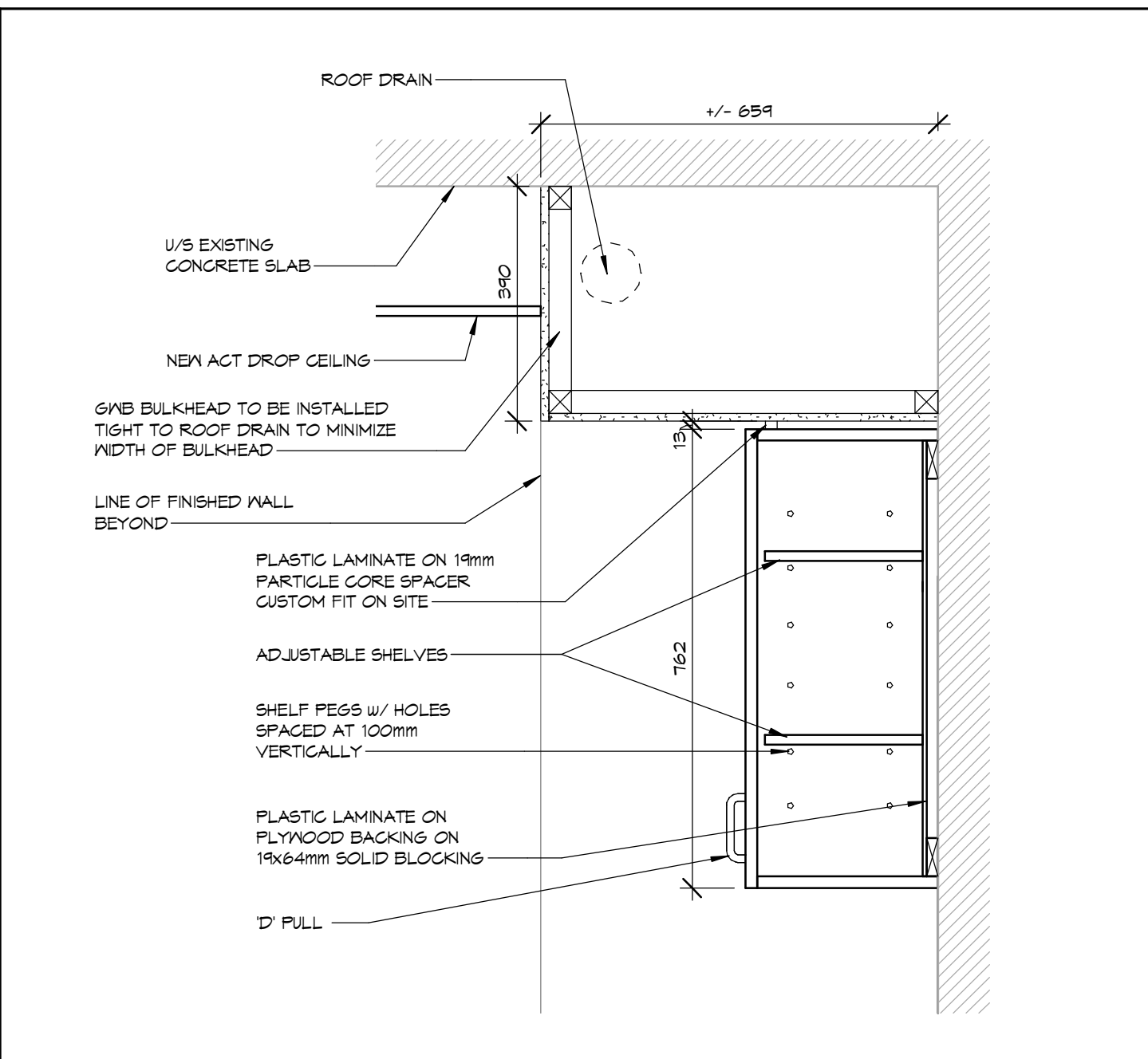
4513 COUNTY RD #1, YARKER, ON

DRAWING
MILLWORK ELEVATIONS

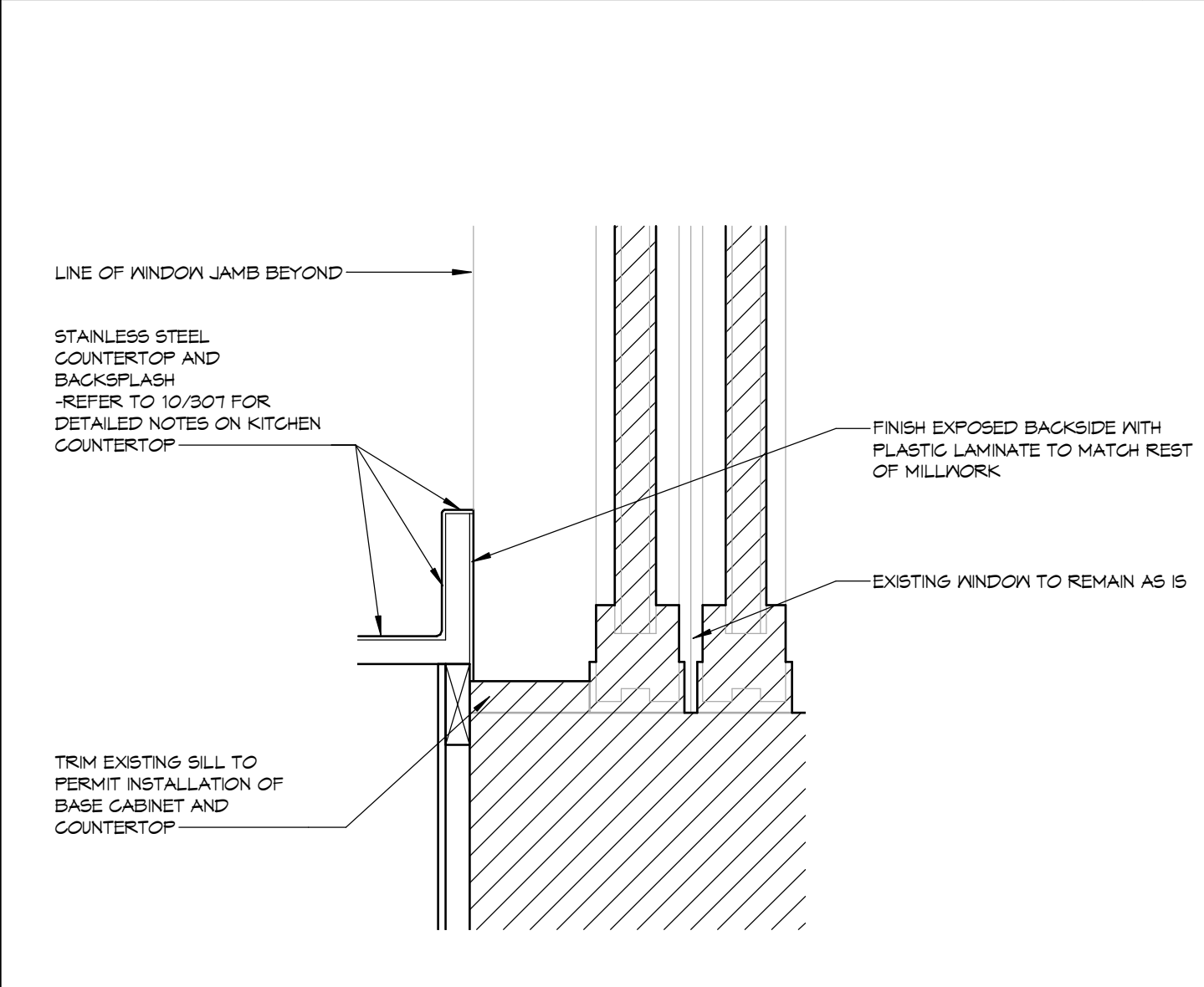
SCALE
 1 : 20

<p>ONTARIO ASSOCIATION OF ARCHITECTS Heather Clark Kembel LICENCE 3899 NOT FOR PERMIT OR CONSTRUCTION WITHOUT SEAL AND ISSUED NOTE</p>	PROFESSIONAL SEAL	DRAWN CG	DATE 2019/09/10
	CHECKED JC	PRINTED 2020/01/29	
	REVIEWED HK	DRAWING NO.	
	PROJECT NO. 19038	305	

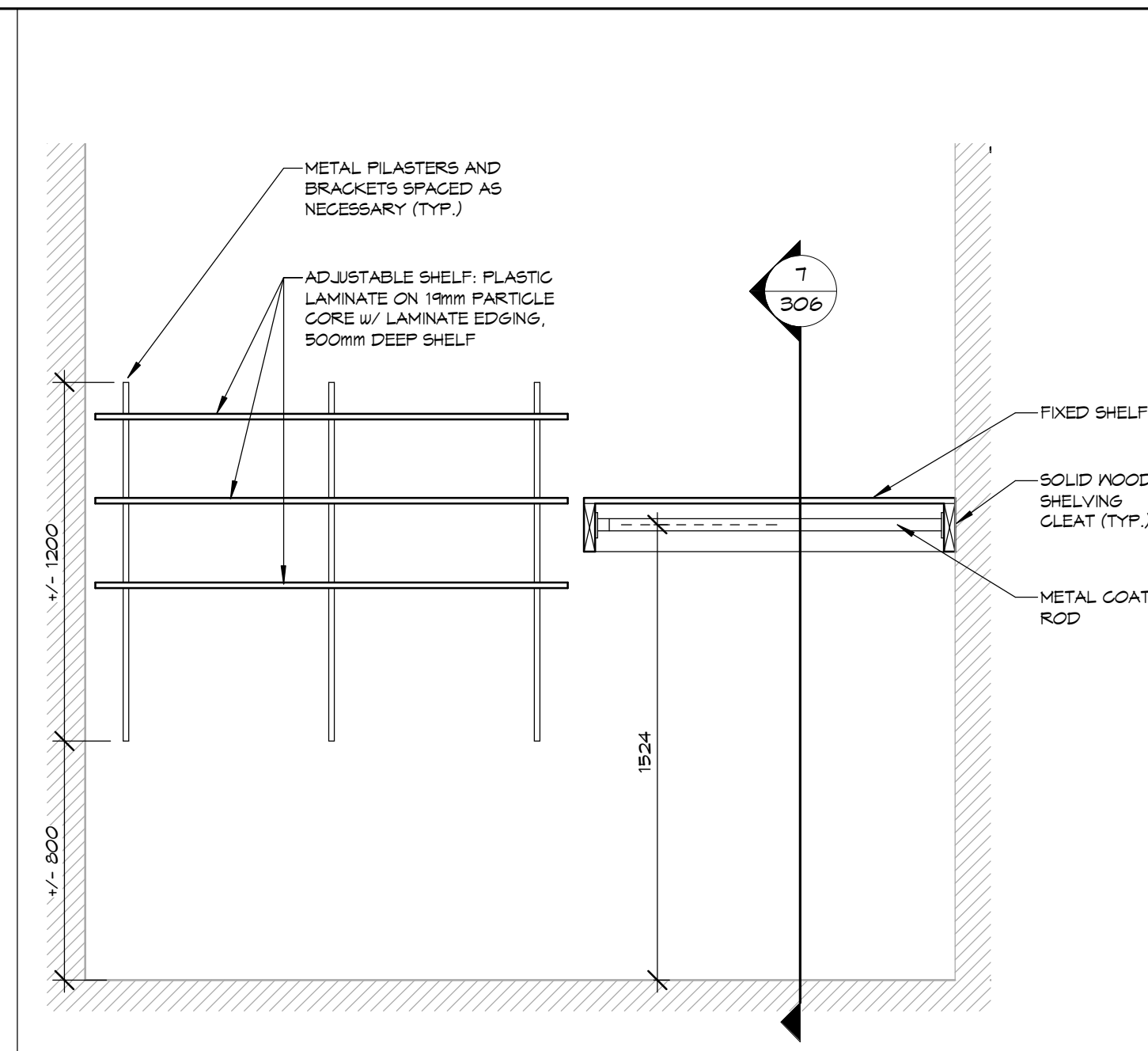
NOTES:
 THIS DRAWING AND DESIGN ARE THE COPYRIGHT PROPERTY OF COLBOURNE & KEMBEL ARCHITECTS INC. AND MUST NOT BE COPIED, REPRODUCED, OR DISTRIBUTED IN WHOLE OR IN PART WITHOUT THE EXPRESS WRITTEN CONSENT OF THE ARCHITECT. ISSUED COPIES MUST BE RETURNED TO THE ARCHITECT UPON COMPLETION.
 DRAWINGS MUST NOT BE SCALED. VERIFY DIMENSIONS ON SITE.



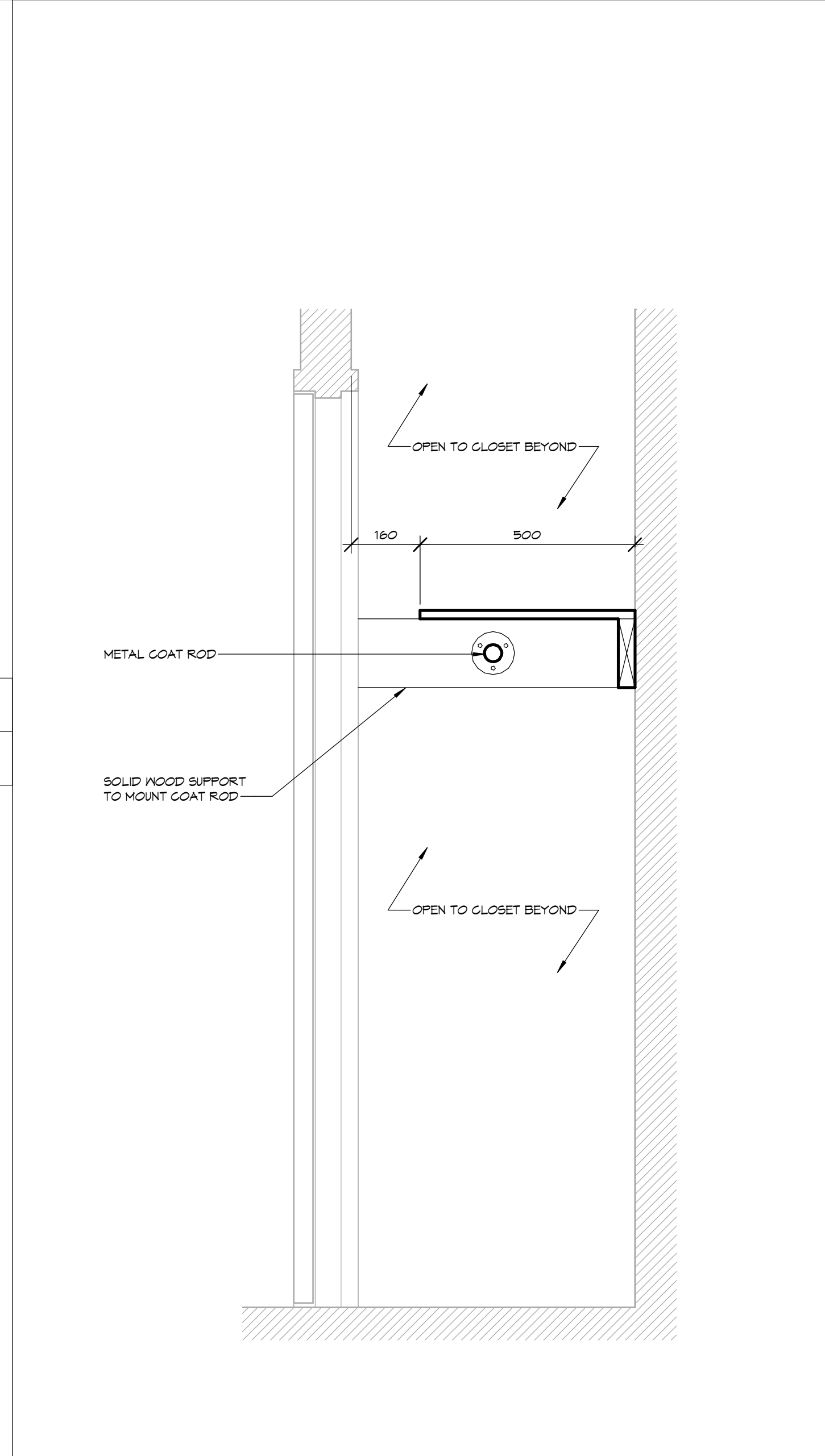
9 UPPER CABINET W/ BULKHEAD (RM 117)
 SCALE: 1:10
 0m 0.2m 0.4m 0.6m 0.8m 1m



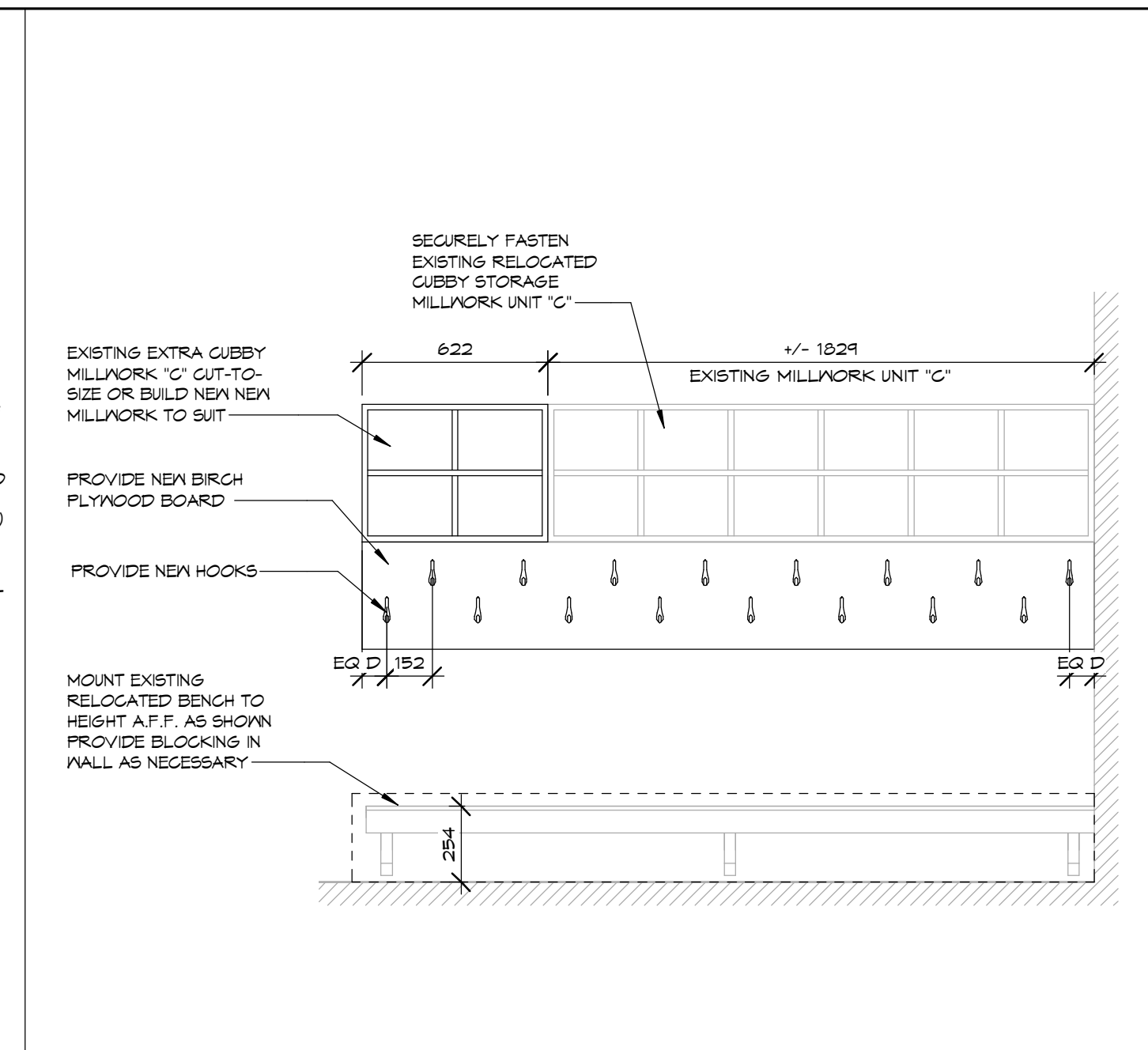
10 S.S. COUNTER @ WINDOW
 SCALE: 1:5
 0m 0.1m 0.2m 0.3m 0.4m 0.5m



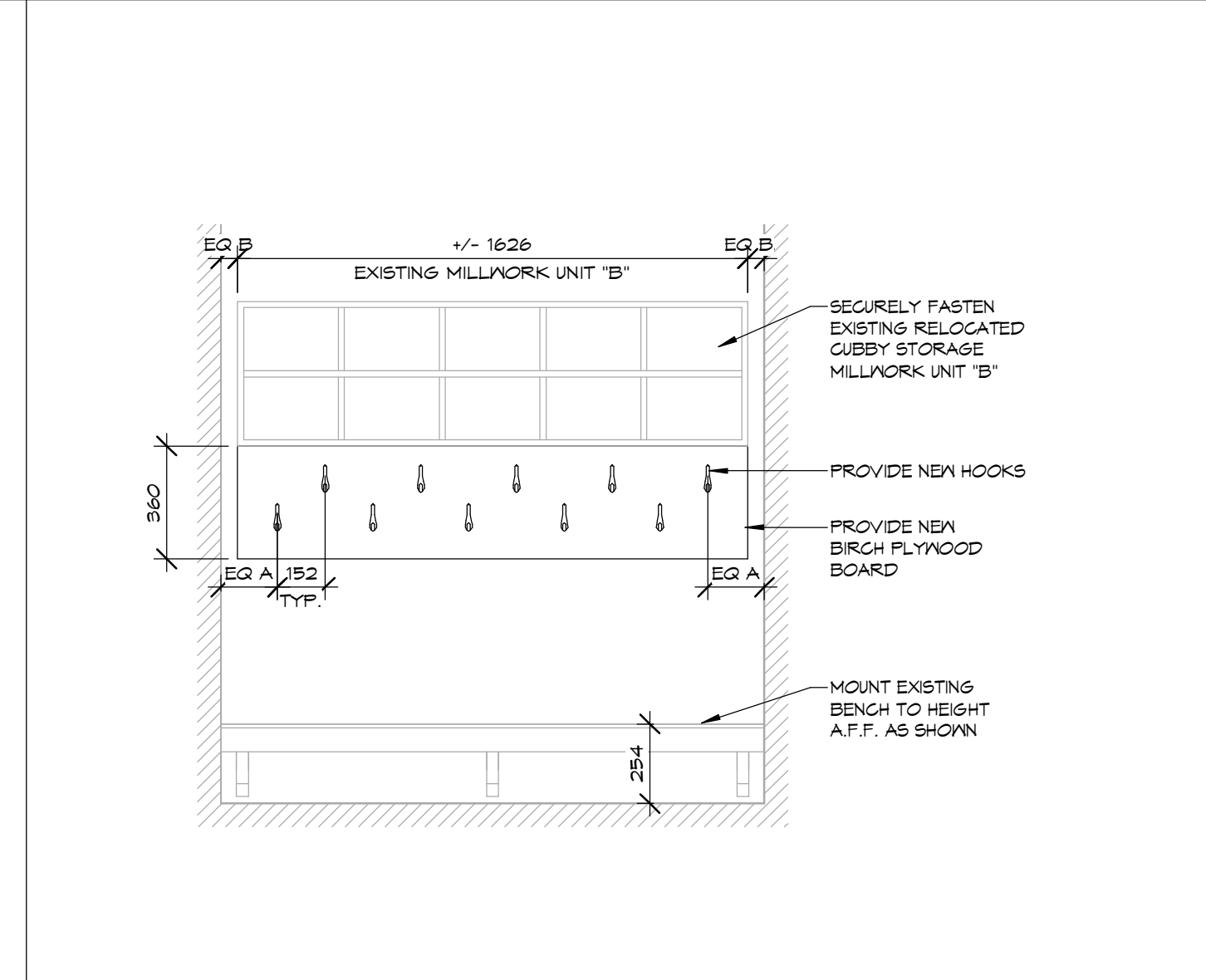
8 EARLY ON ROOM COAT CLOSET
 SCALE: 1:20
 0m 0.4m 0.8m 1.2m 1.6m 2m



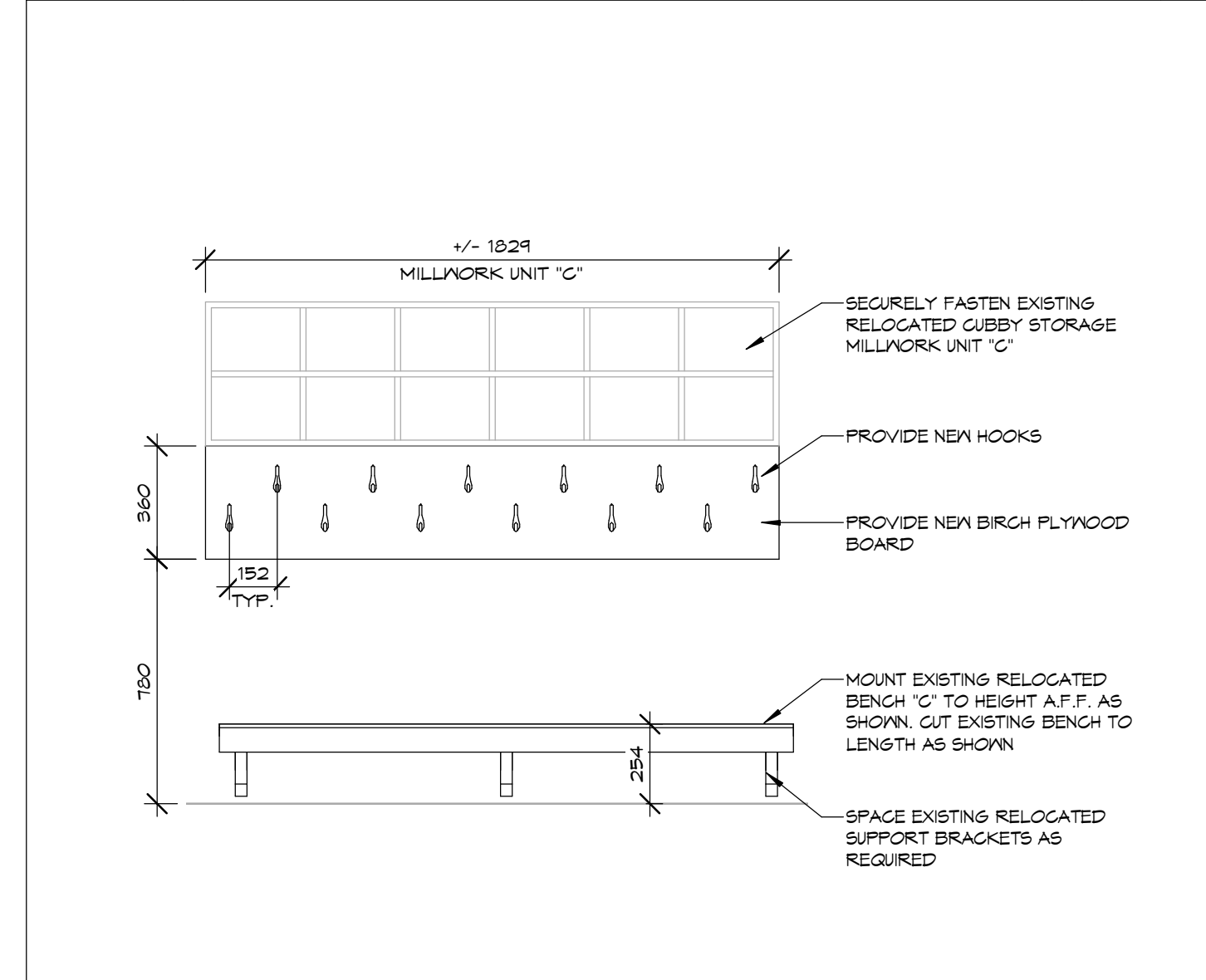
7 SECTION THRU COAT CLOSET
 SCALE: 1:10
 0m 0.2m 0.4m 0.6m 0.8m 1m



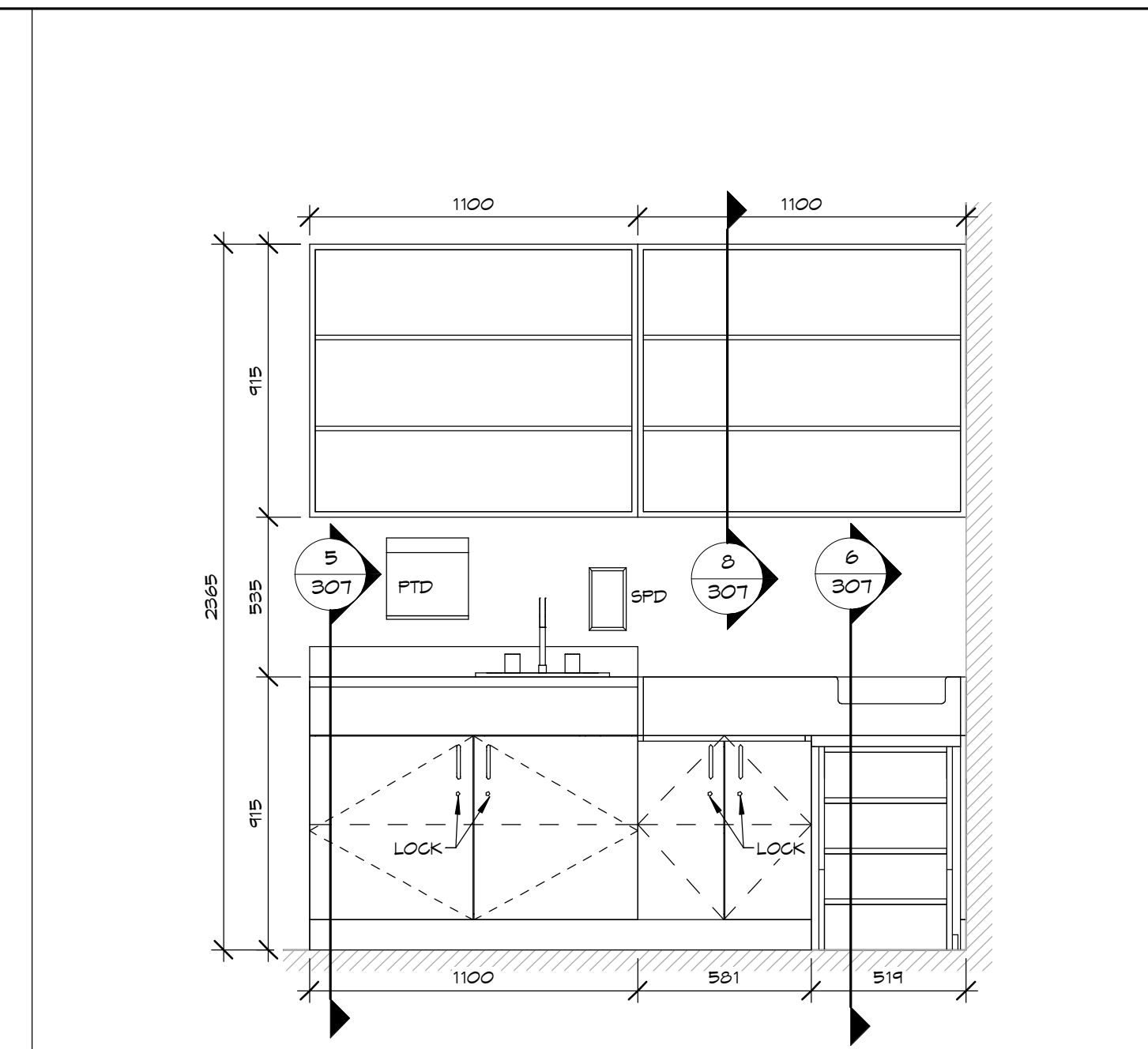
6 TODDLER CUBBIES - EAST
 SCALE: 1:20
 0m 0.4m 0.8m 1.2m 1.6m 2m



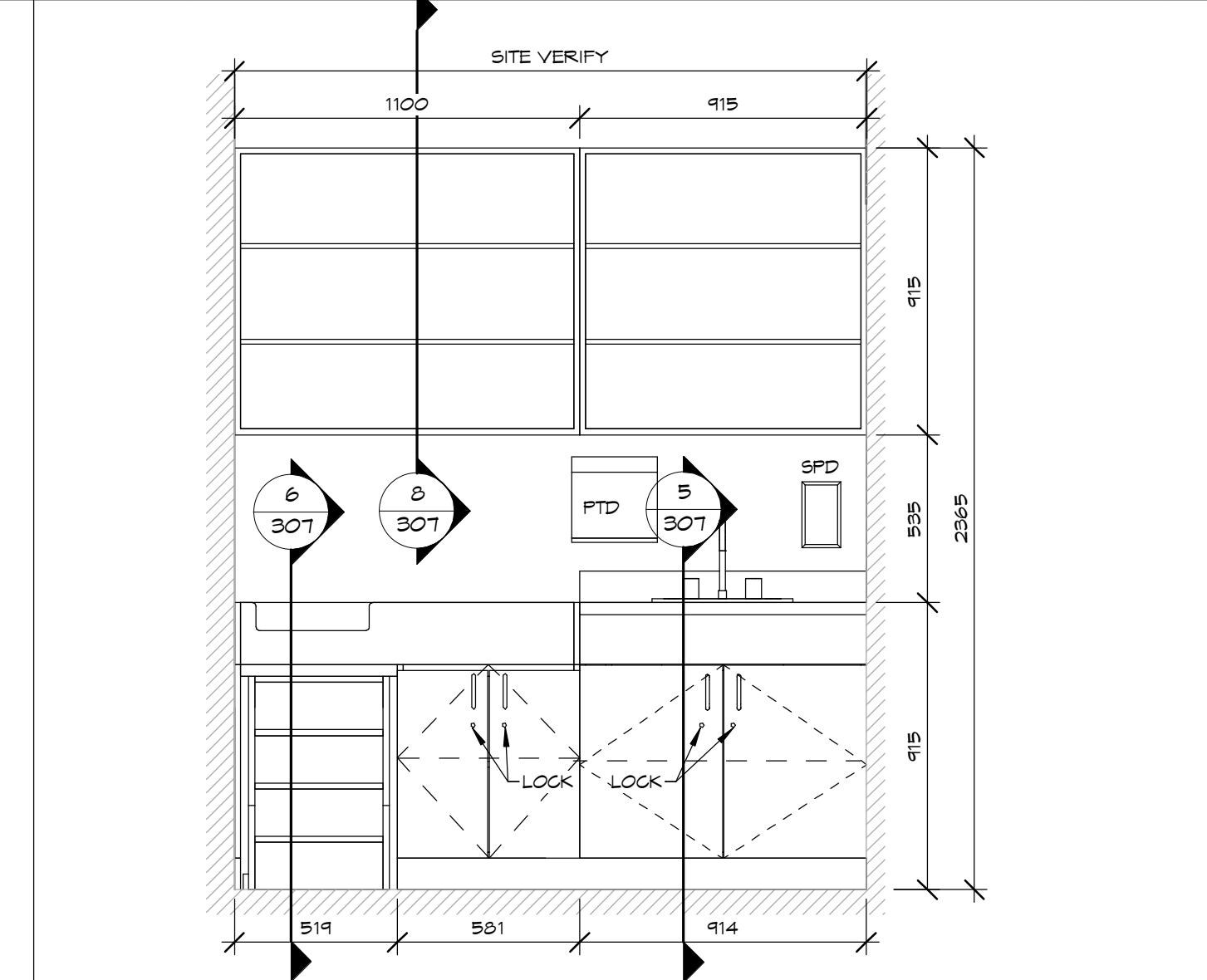
5 PRE-SCHOOL CUBBIES - NORTH
 SCALE: 1:20
 0m 0.4m 0.8m 1.2m 1.6m 2m



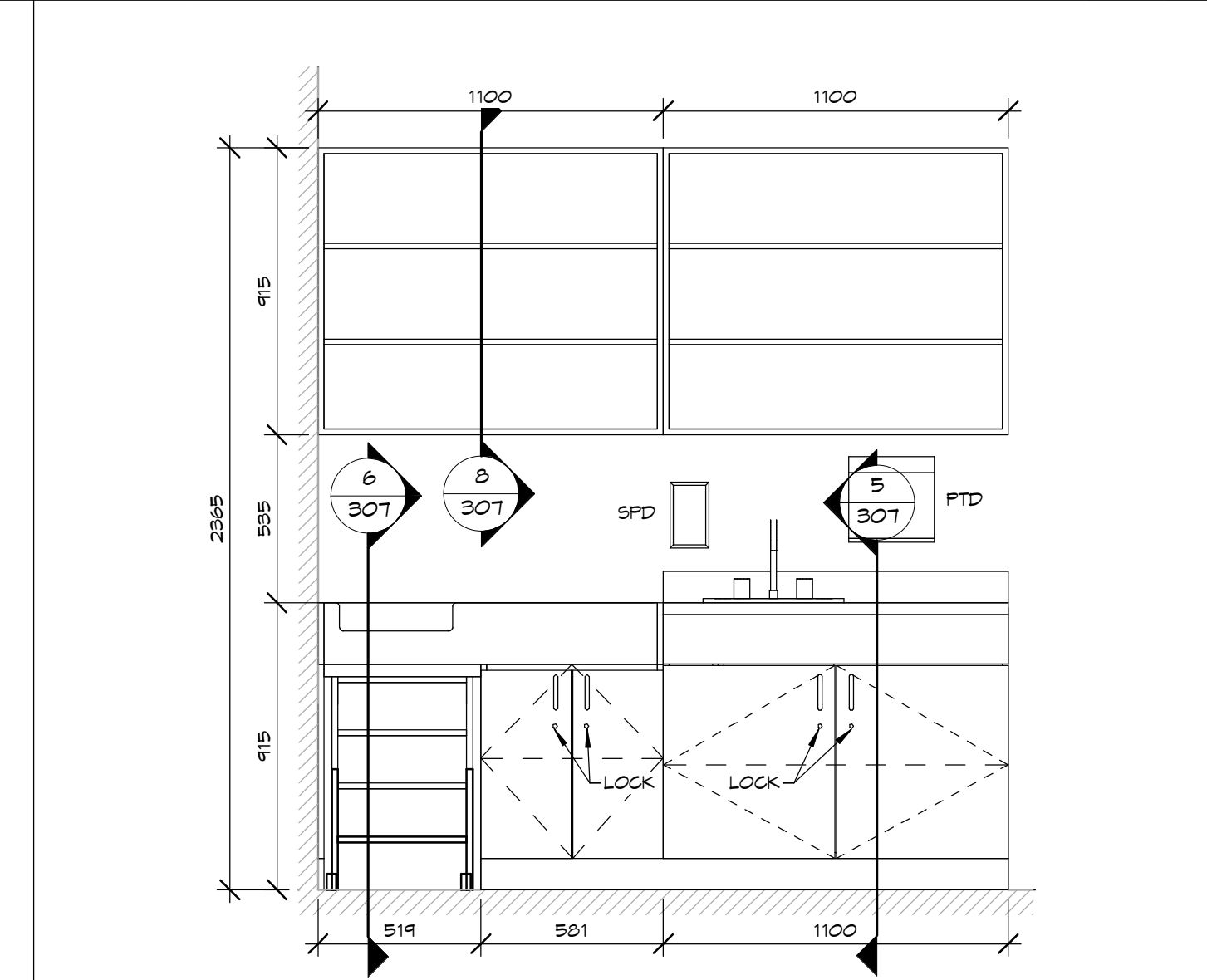
4 INFANT/PRE-SCHOOL CUBBIES - SOUTH
 SCALE: 1:20
 0m 0.4m 0.8m 1.2m 1.6m 2m



3 TODDLER W/C MILLWORK - NORTH
 SCALE: 1:20
 0m 0.4m 0.8m 1.2m 1.6m 2m



2 INFANT W/C MILLWORK - SOUTH
 SCALE: 1:20
 0m 0.4m 0.8m 1.2m 1.6m 2m



1 PRE-SCHOOL W/C MILLWORK - SOUTH
 SCALE: 1:20
 0m 0.4m 0.8m 1.2m 1.6m 2m

1	HK	ISSUED FOR TENDER AND PERMIT	20-02-06
NO.	BY	REVISIONS/SUBMISSIONS	DATE

COLBOURNE & KEMBEL, ARCHITECTS INC.
 1307 ARLINGTON PARK PLACE
 KINGSTON, ONTARIO K7H 6M9
 TEL: 613-584-2240 FAX: 613-584-1277
 info@ckai.ca www.ckai.ca

PROJECT: **YARKER DAYCARE RENOVATION**

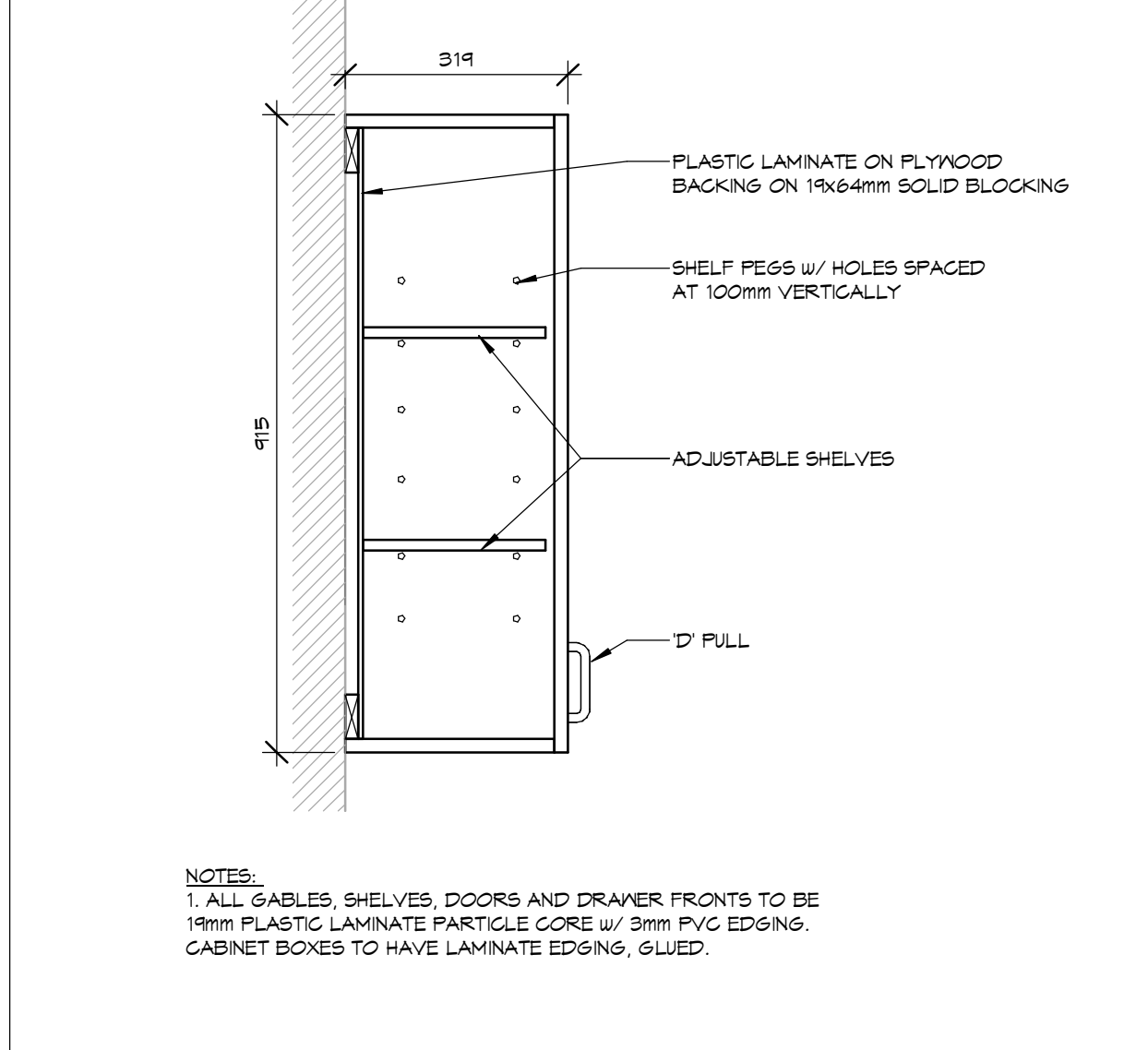
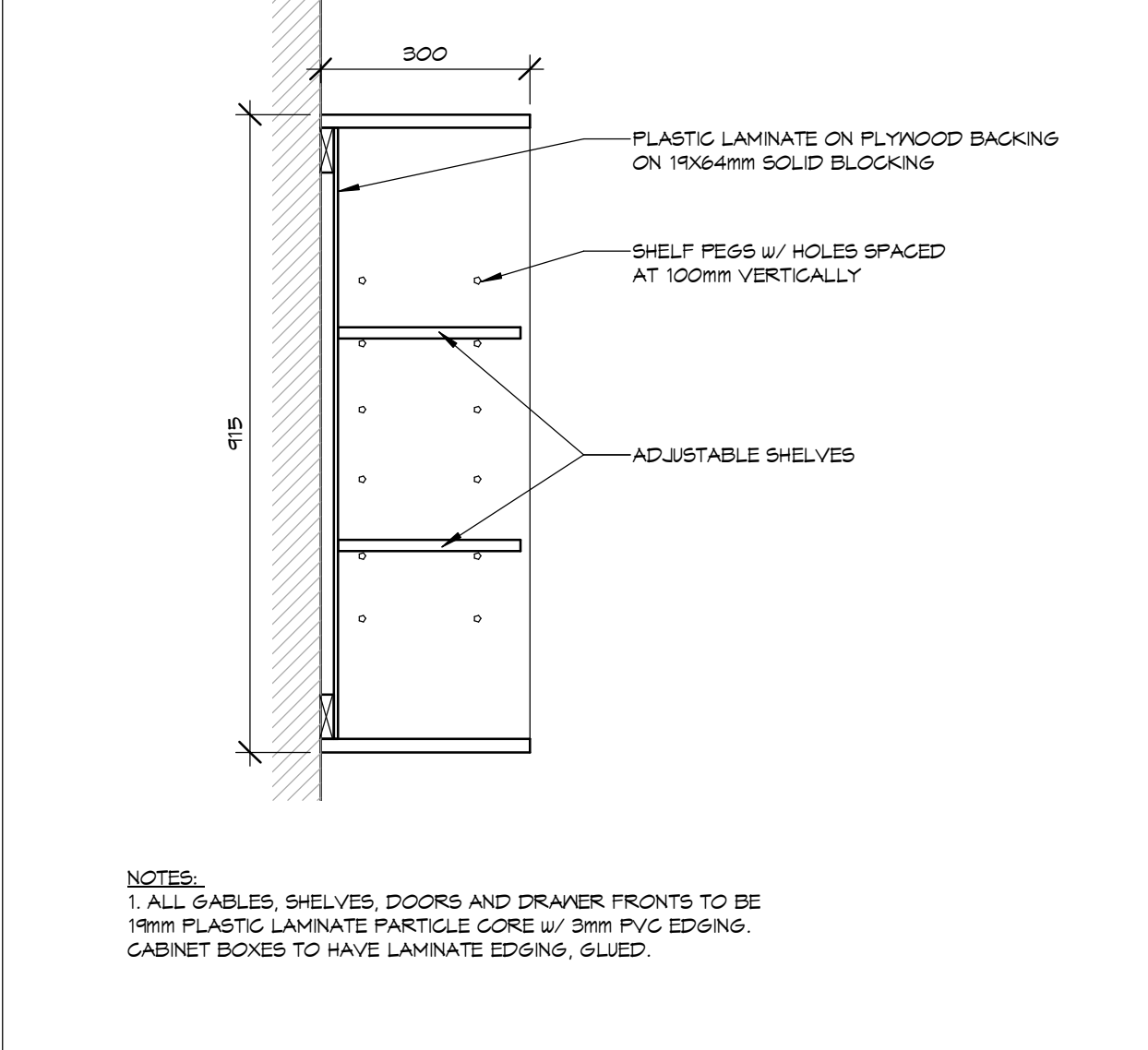
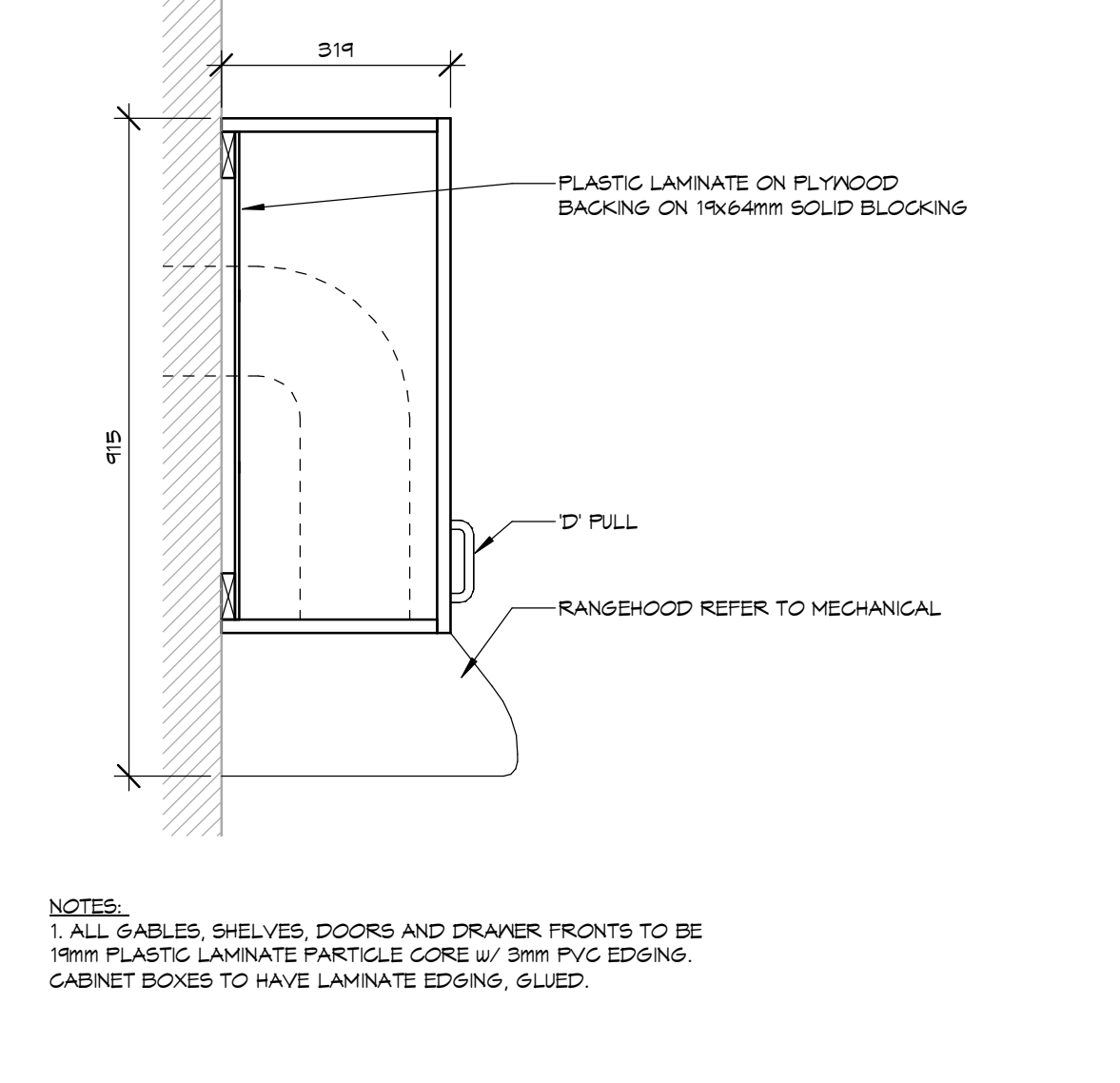
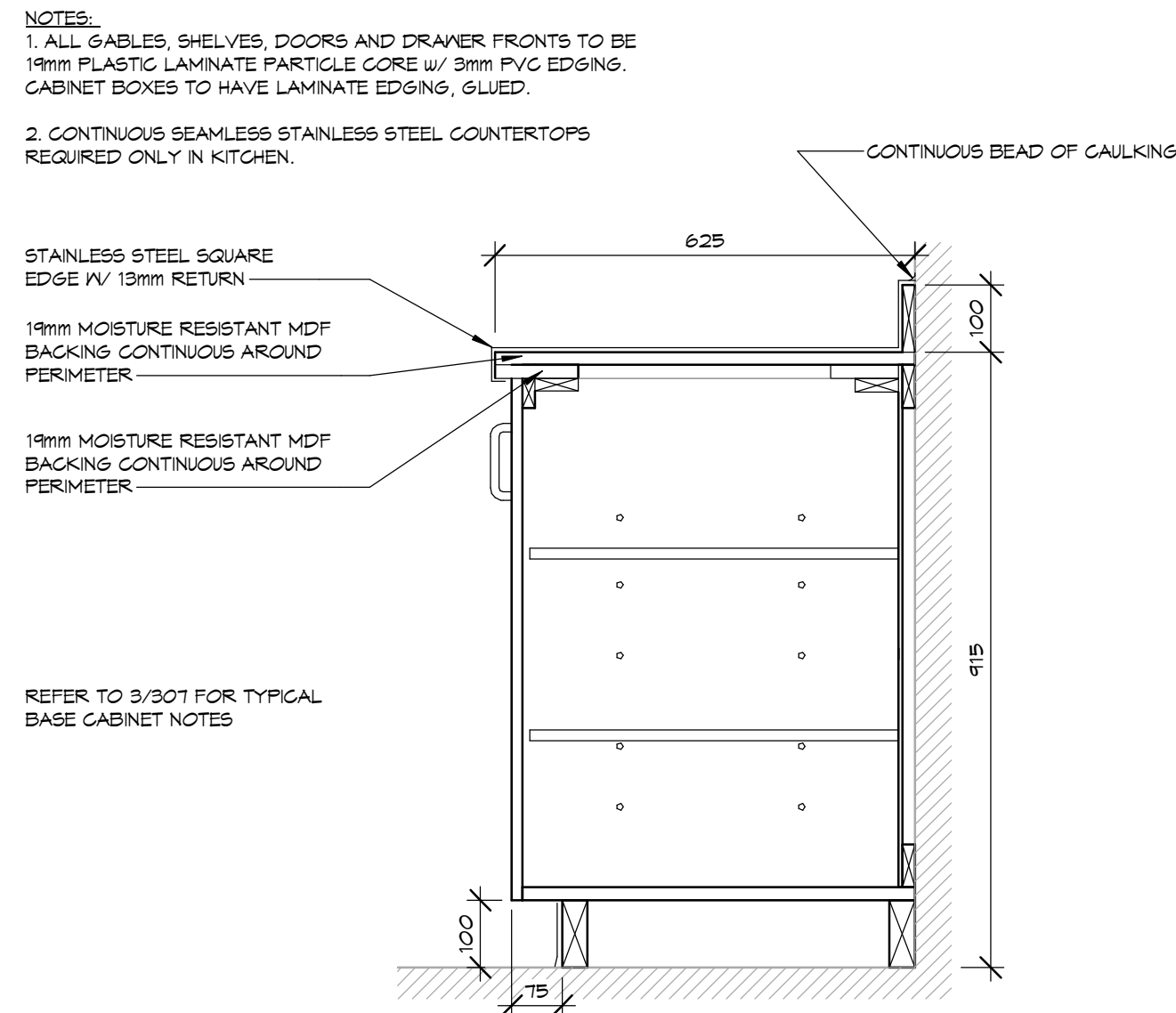
4513 COUNTY RD #1, YARKER, ON

DRAWING: **MILLWORK ELEVATIONS & SECTIONS**

SCALE: As indicated

PROFESSIONAL SEAL	DRAWN	DATE
	Author	2019/09/10
	CHECKED	PRINTED
	Checker	2020/01/29
	REVIEWED	DRAWING NO.
	Designer	
	PROJECT NO.	306
	19038	

NOT FOR PERMIT OR CONSTRUCTION WITHOUT SEAL AND ISSUED NOTE



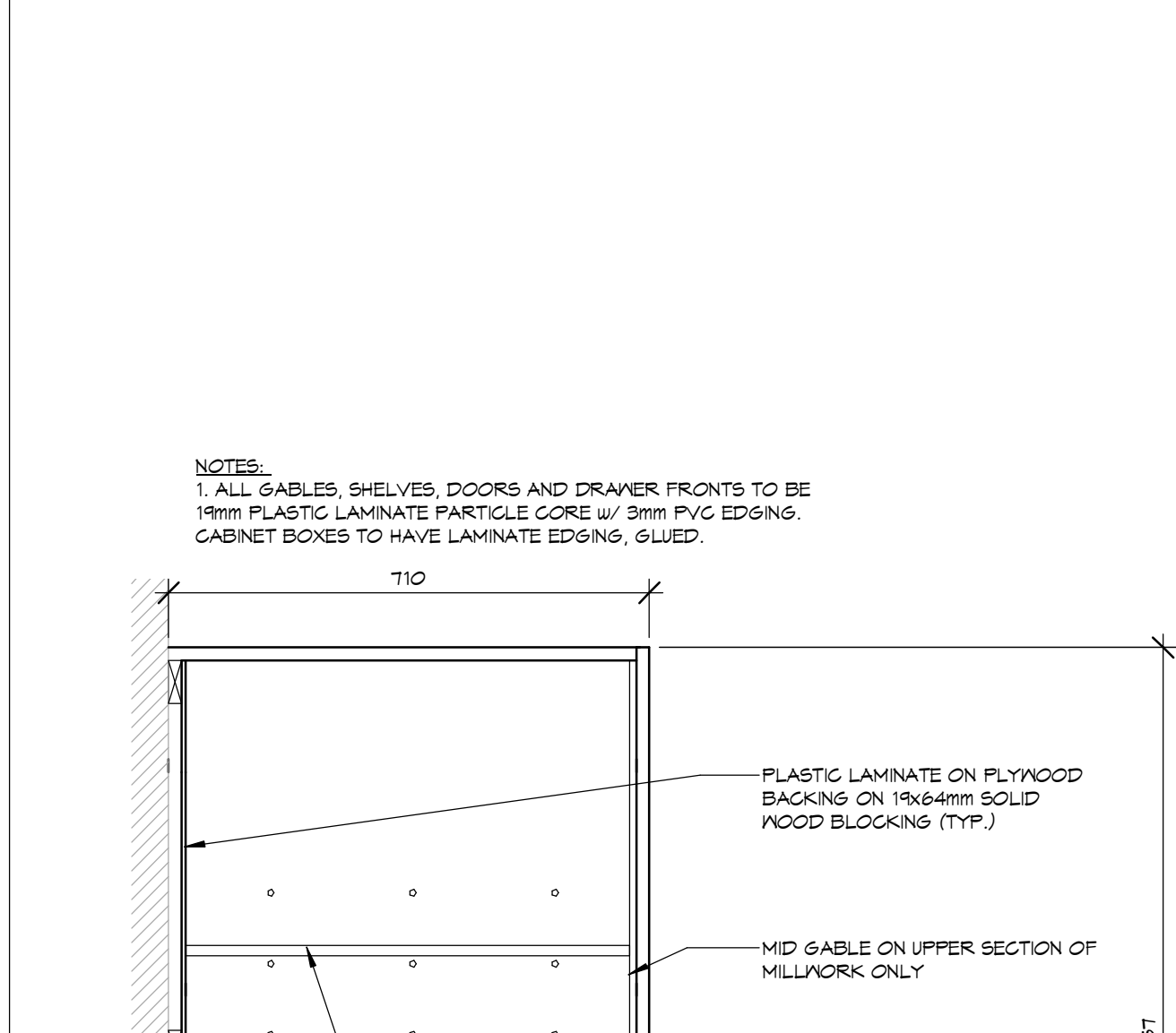
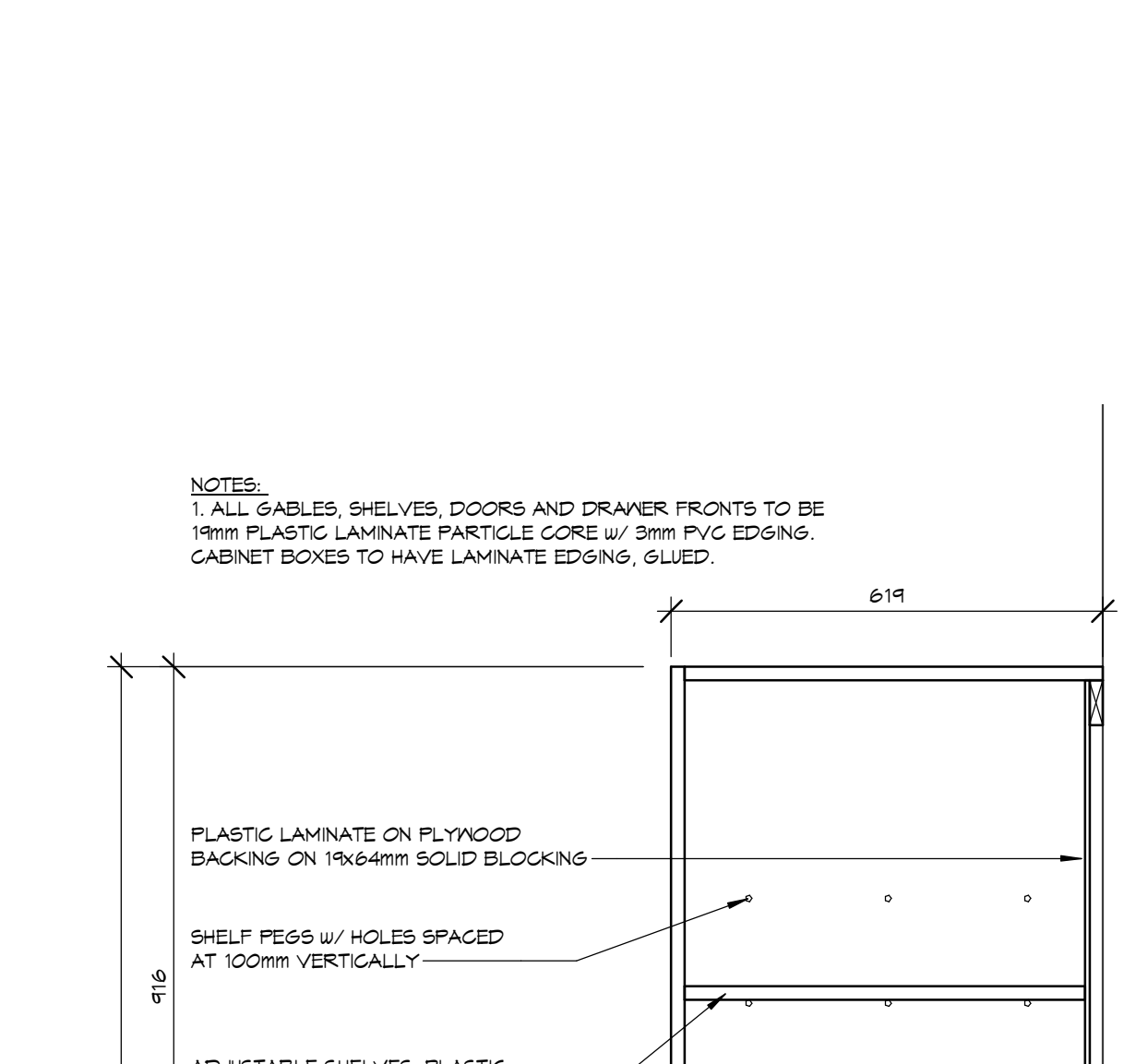
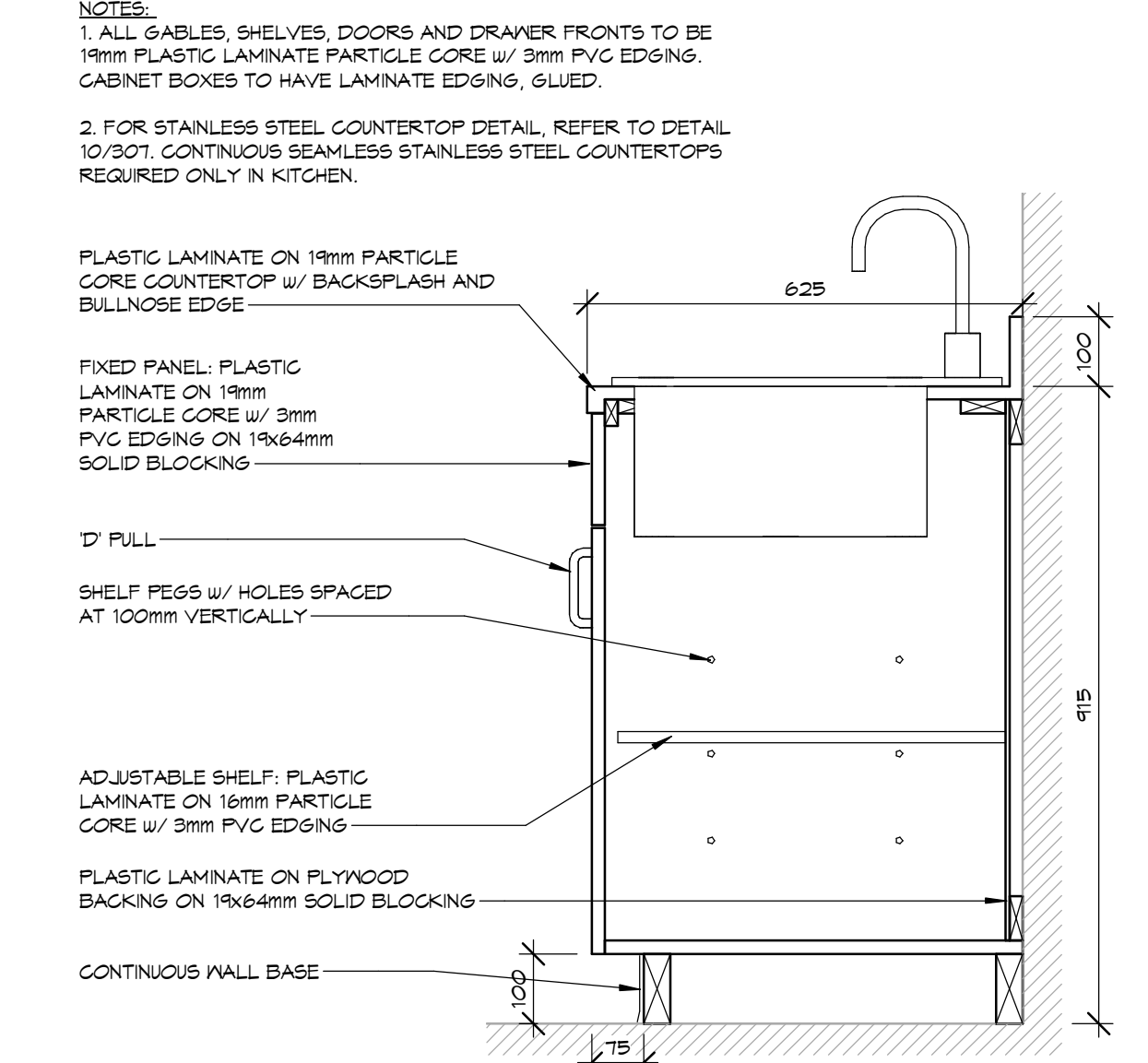
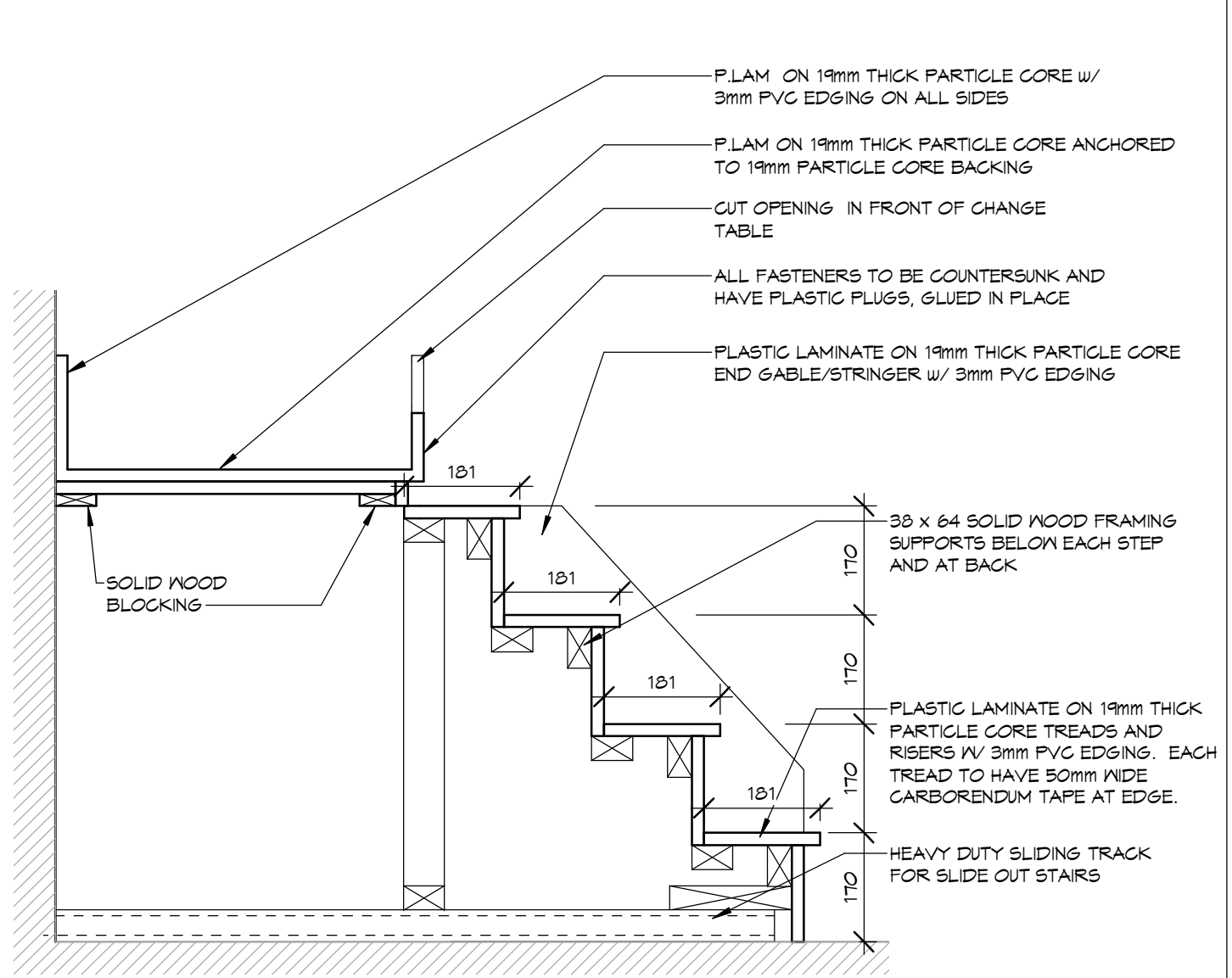
NOTES:
 COPYRIGHT
 THIS DRAWING AND DESIGN ARE THE COPYRIGHT PROPERTY OF COLBOURNE & KEMBEL ARCHITECTS INC. AND MUST NOT BE COPIED, REPRODUCED, OR DISTRIBUTED IN WHOLE OR IN PART WITHOUT THE EXPRESS WRITTEN CONSENT OF THE ARCHITECT. ISSUED COPIES MUST BE RETURNED TO THE ARCHITECT UPON COMPLETION.
 DRAWINGS MUST NOT BE SCALED. VERIFY DIMENSIONS ON SITE

10 TYPICAL BASE WITH S.S. COUNTER
 SCALE: 1:10
 0m 0.2m 0.4m 0.6m 0.8m 1m

9 UPPER THRU RANGEHOOD
 SCALE: 1:10
 0m 0.2m 0.4m 0.6m 0.8m 1m

8 TYPICAL UPPER - NO DOOR
 SCALE: 1:10
 0m 0.2m 0.4m 0.6m 0.8m 1m

7 TYPICAL UPPER
 SCALE: 1:10
 0m 0.2m 0.4m 0.6m 0.8m 1m

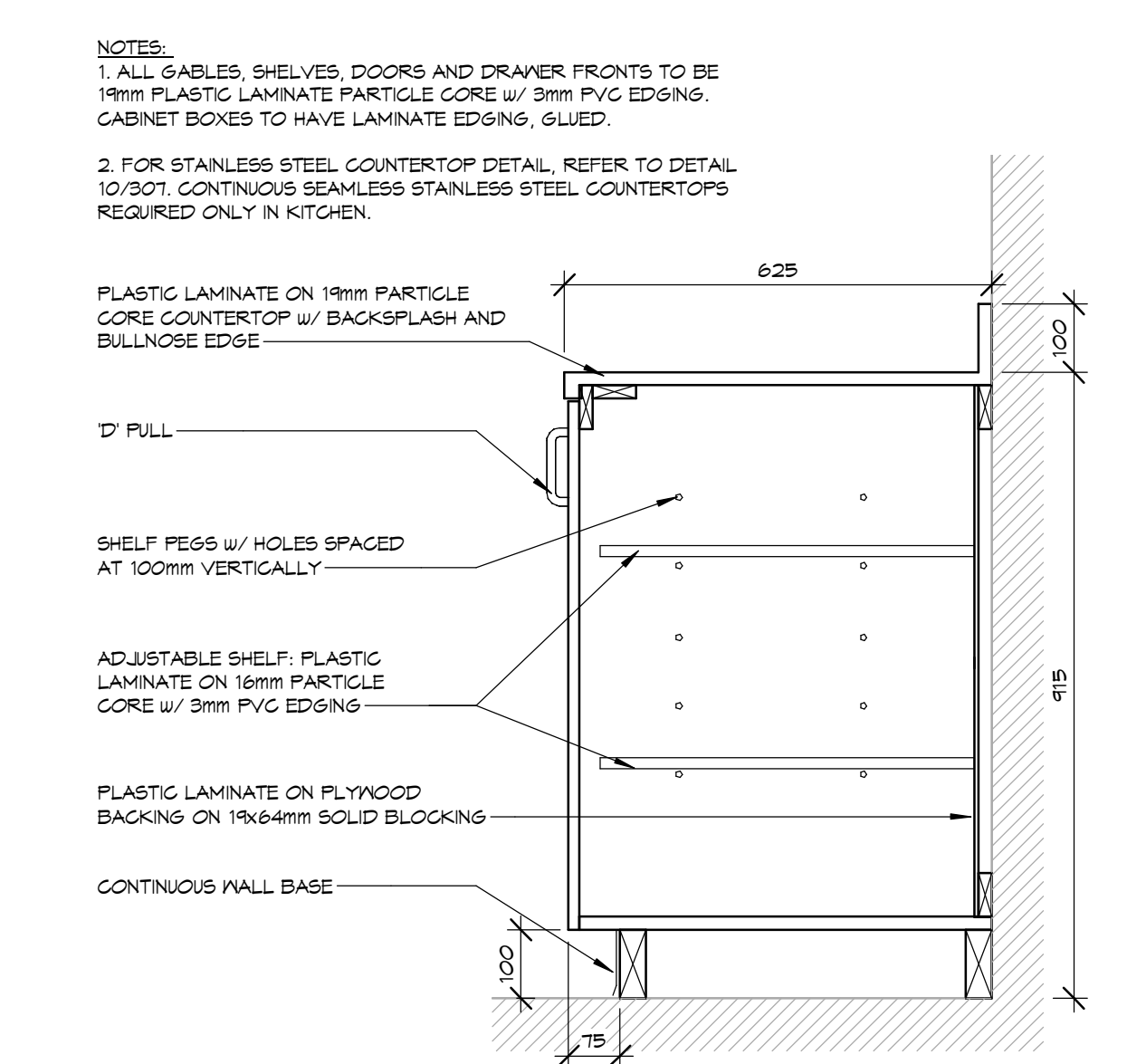
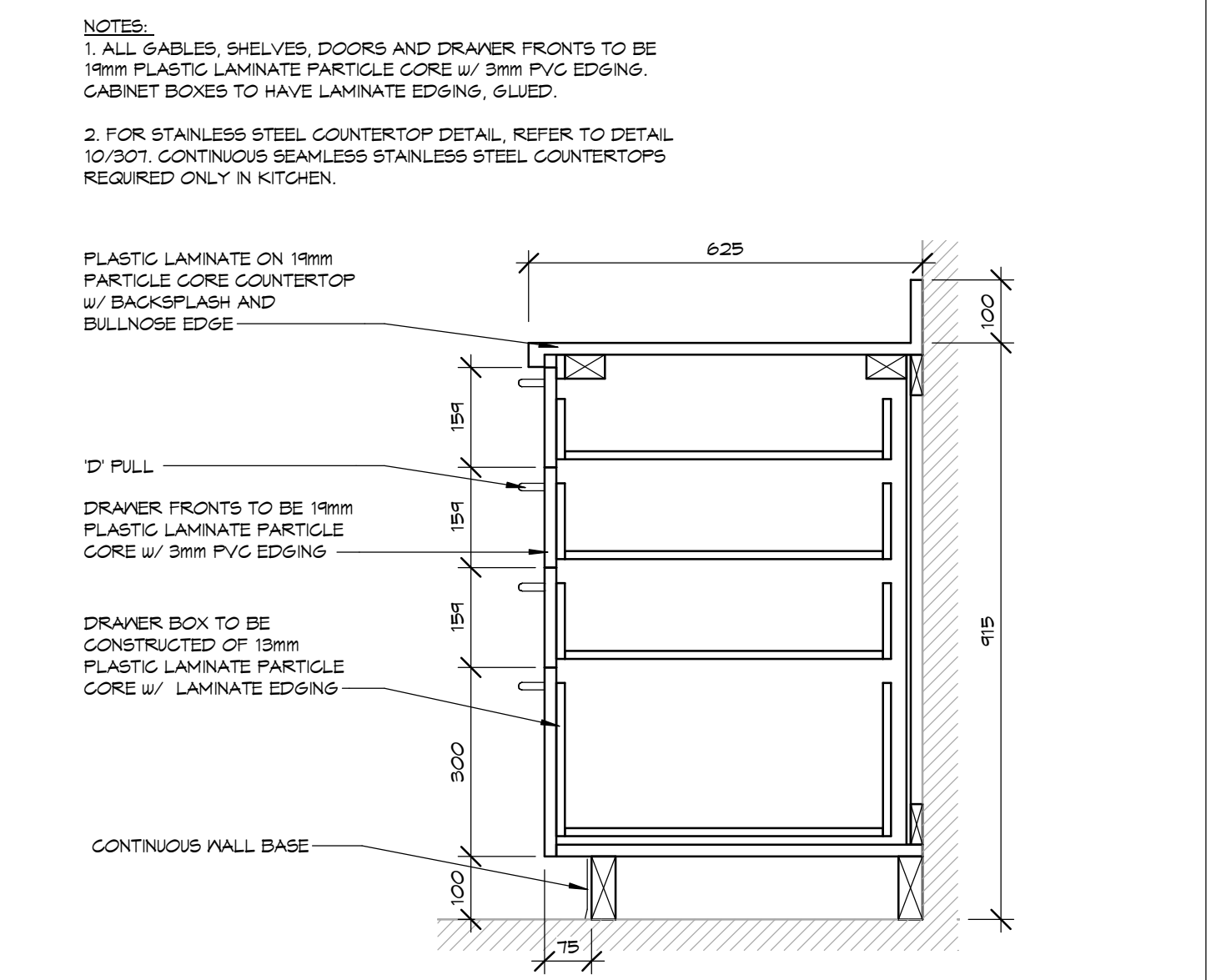


6 TYPICAL CHANGE TABLE SECTION
 SCALE: 1:10
 0m 0.2m 0.4m 0.6m 0.8m 1m

5 TYPICAL BASE WITH SINK
 SCALE: 1:10
 0m 0.2m 0.4m 0.6m 0.8m 1m

11 FULL HEIGHT STORAGE CABINET
 SCALE: 1:10
 0m 0.2m 0.4m 0.6m 0.8m 1m

1 COT STORAGE CABINET
 SCALE: 1:10
 0m 0.2m 0.4m 0.6m 0.8m 1m



3 TYPICAL BASE
 SCALE: 1:10
 0m 0.2m 0.4m 0.6m 0.8m 1m

1	HK	ISSUED FOR TENDER AND PERMIT	20-02-06
No.	BY	REVISIONS/SUBMISSIONS	DATE

COLBOURNE & KEMBEL ARCHITECTS INC.
 1340 ARLINGTON PARK PLACE
 KINGSTON, ONTARIO K7H 0M9
 TEL: 613-584-2240 FAX: 613-584-1277
 info@ckai.ca www.ckai.ca

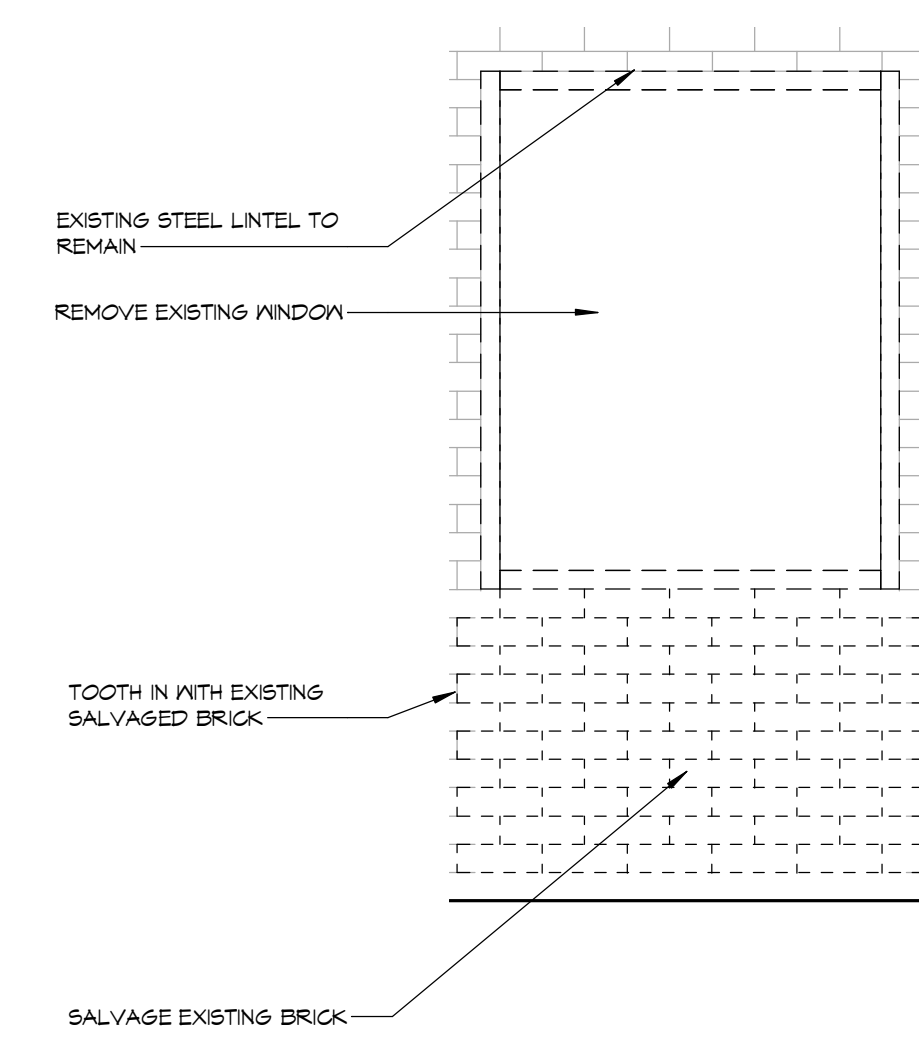
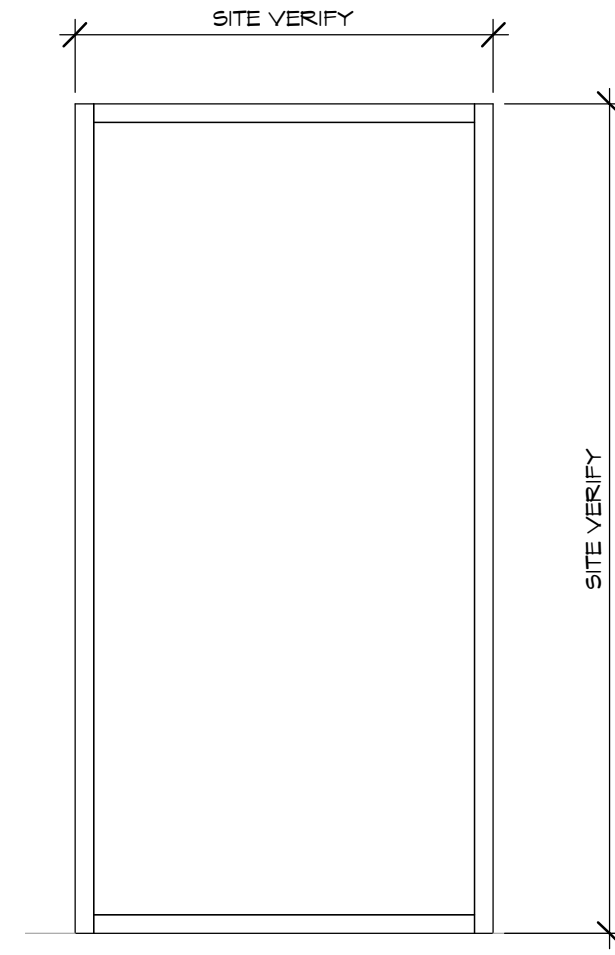
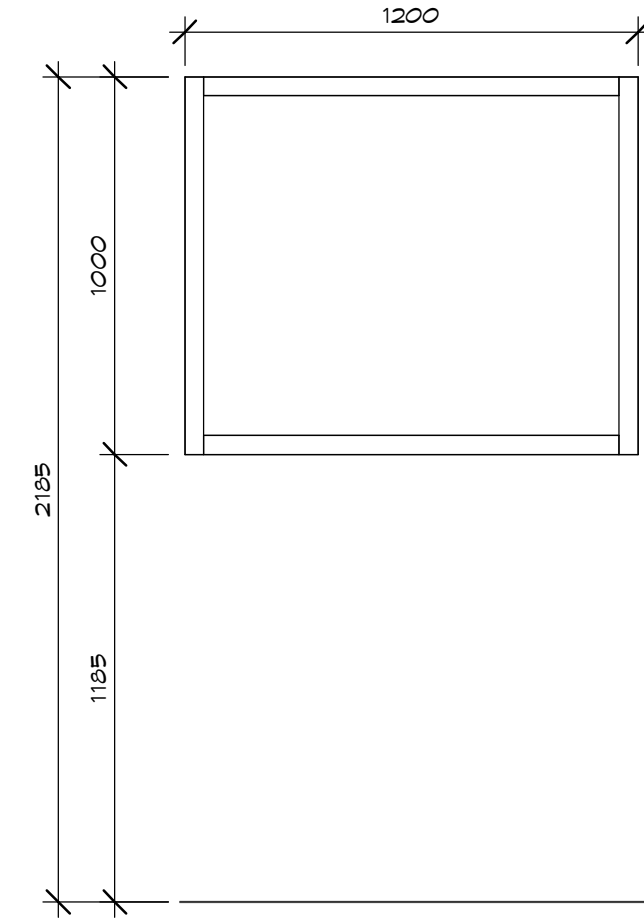
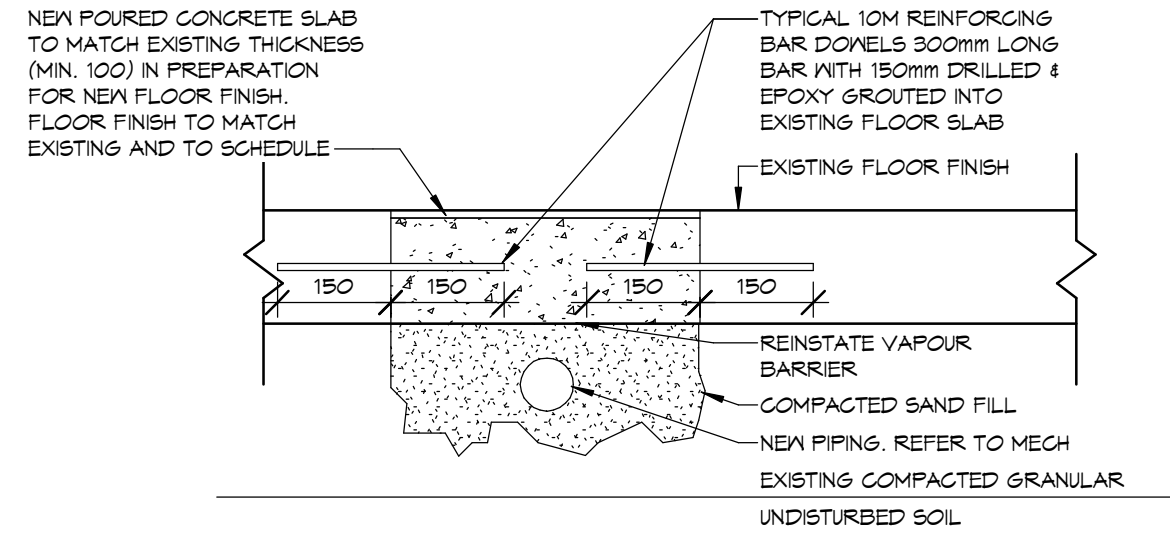
PROJECT: **YARKER DAYCARE RENOVATION**
 4513 COUNTY RD #1, YARKER, ON
 DRAWING: **MILLWORK SECTIONS**

SCALE: 1:10	PROFESSIONAL SEAL	DRAWN: CG	DATE: 2019/09/10
	ONTARIO ASSOCIATION OF ARCHITECTS Heather Clark Kembel LICENCE 3899	CHECKED: JC	PRINTED: 2020/01/29
		REVIEWED: HK	DRAWING No.
		PROJECT No. 19038	307

NOT FOR PERMIT OR CONSTRUCTION WITHOUT SEAL AND ISSUED NOTE


NOTES:

1. PROVIDE NEW COMPACTED GRANULAR FILL & POURED CONCRETE SLAB INFILL. PATCH, REPAIR & MAKE LEVEL w/ EXISTING CONCRETE FLOOR SLAB. FLOOR FINISH TO MATCH EXISTING AND TO SCHEDULE. PROVIDE 6M REINFORCING BARS @ 400 O.C. ON ALL SIDES OF NEW SLAB. DRILL EXISTING CONCRETE FLOOR SLAB & EPOXY REINFORCING BAR DOWELS INTO EXISTING SLAB. PROVIDE NEW FLOOR FINISH AS INDICATED IN FINISH SCHEDULE.
2. NEW SLAB ON GRADE CONCRETE TO BE 25 MPa READY-MIX CONCRETE w/ PROPORTIONS IN ACCORDANCE w/ CSA A23.1, CLAUSE 12. PROVIDE CERTIFICATION THAT MIX PROPORTIONS COMPLY w/ CSA A23.1-M08. BACKFILL TO WITHIN 200mm OF UNDERSIDE OF SLAB w/ GRANULAR 'A' TYPE II IN LAYERS UP TO 300mm THICK, COMPACTED TO 95% SPMDD. FINAL 200mm UNDER SLAB TO BE GRANULAR 'A' COMPACTED TO MINIMUM 95% SPMDD.

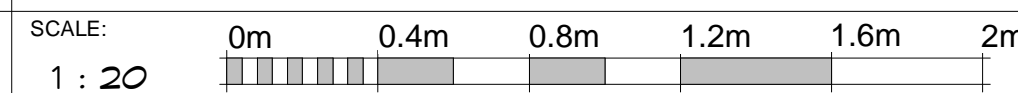


NOTES:
 THIS DRAWING AND DESIGN ARE THE COPYRIGHT PROPERTY OF COLBOURNE & KEMBEL ARCHITECTS INC. AND MUST NOT BE COPIED, REPRODUCED, OR DISTRIBUTED IN WHOLE OR IN PART WITHOUT THE EXPRESS WRITTEN CONSENT OF THE ARCHITECT. ISSUED COPIES MUST BE RETURNED TO THE ARCHITECT UPON COMPLETION.
 DRAWINGS MUST NOT BE SCALED. VERIFY DIMENSIONS ON SITE.


9 CONCRETE FLOOR INFILL



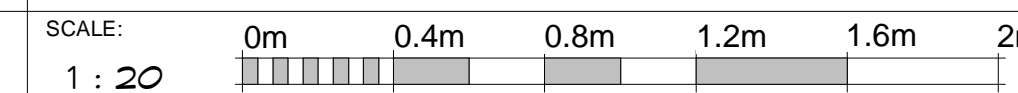
8 INTERIOR WINDOW W4



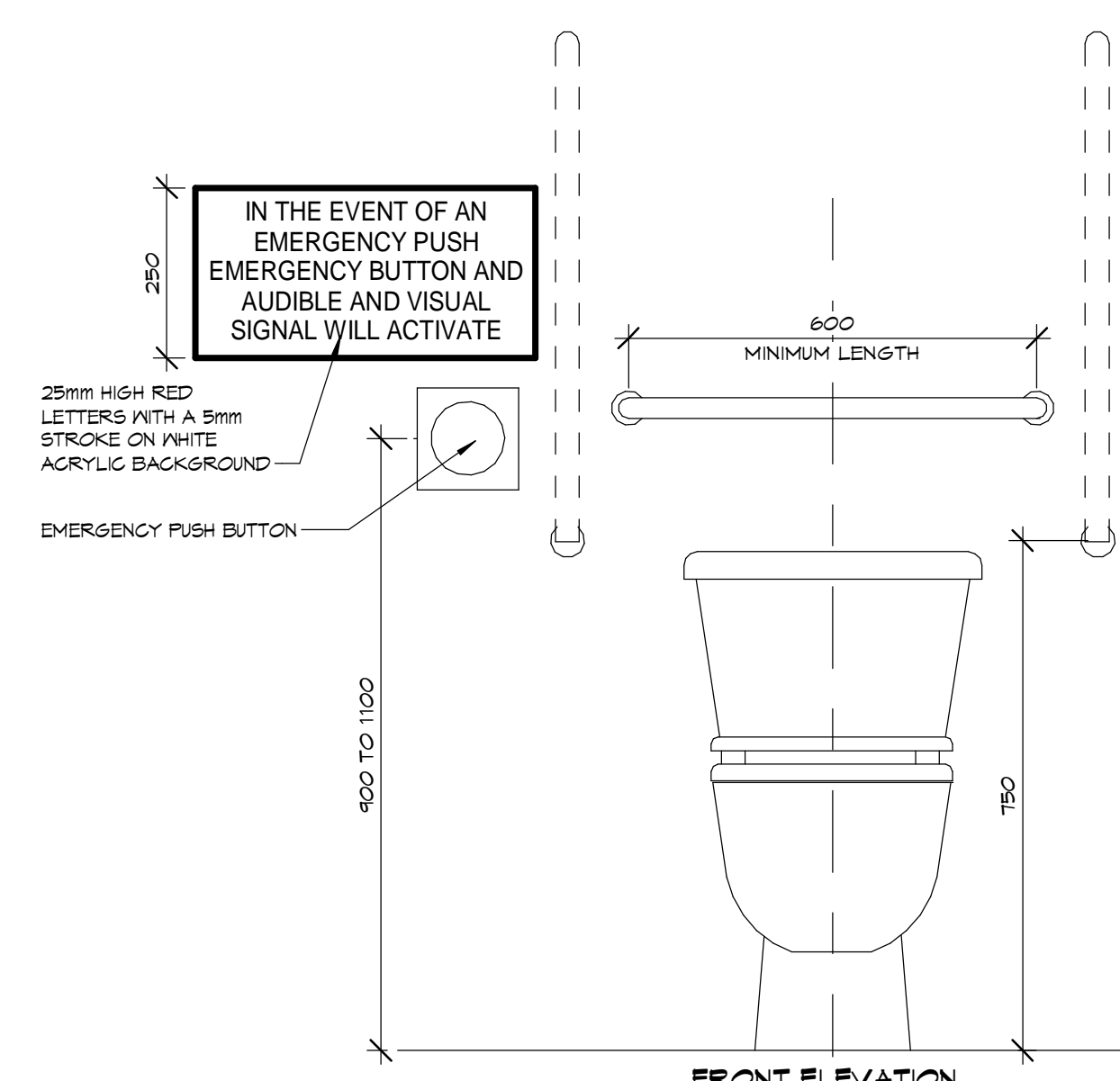
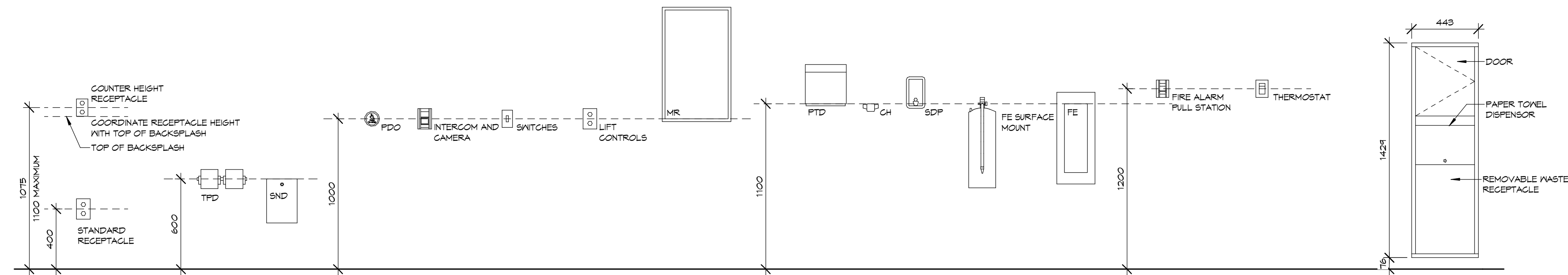
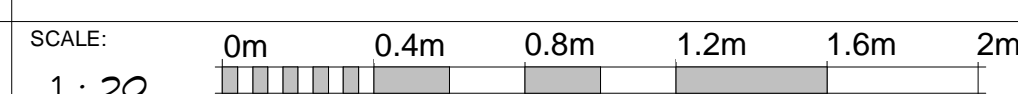
7 NEW WINDOW W1



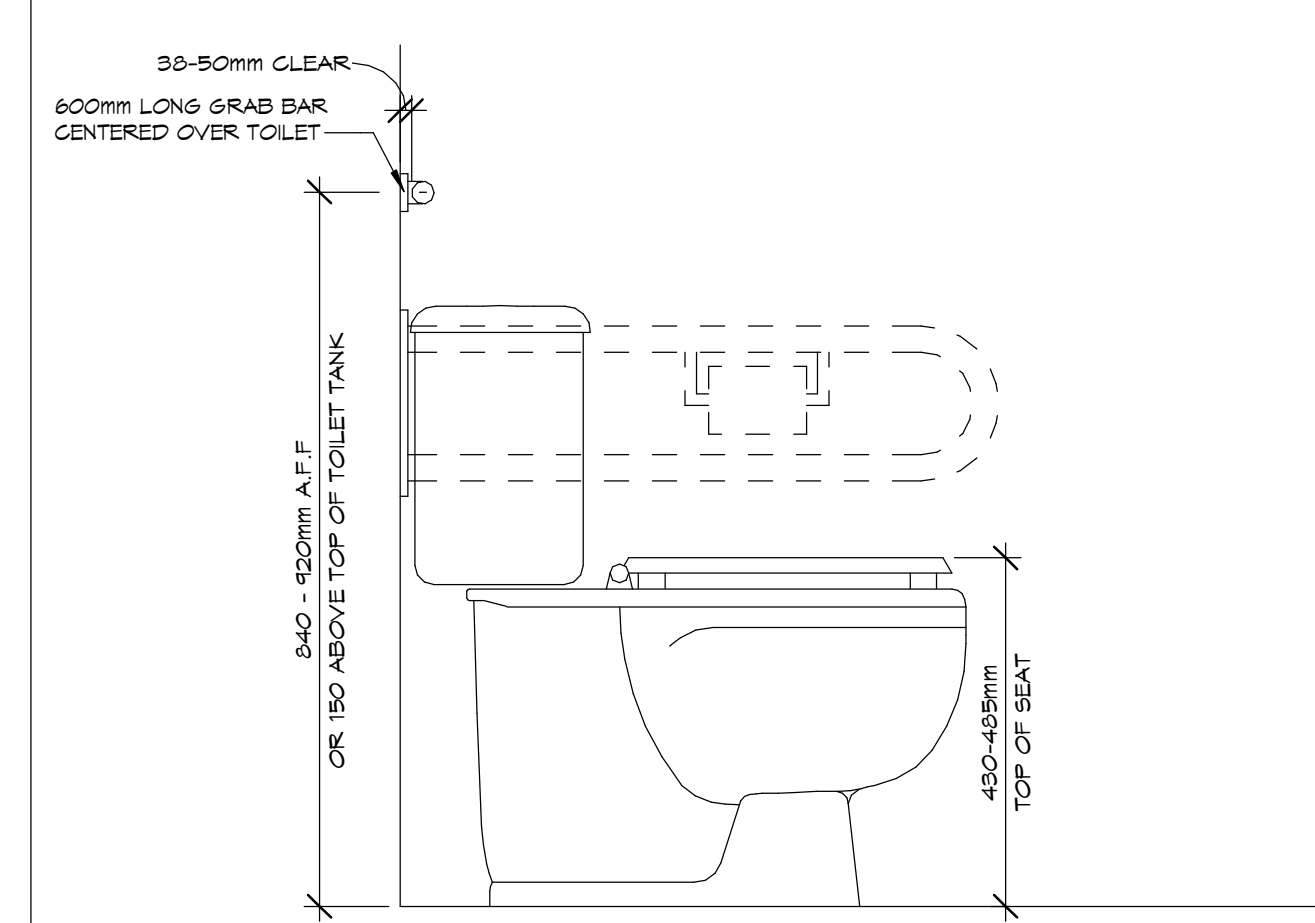

6 WALL DEMO FOR NEW WINDOW OPENING



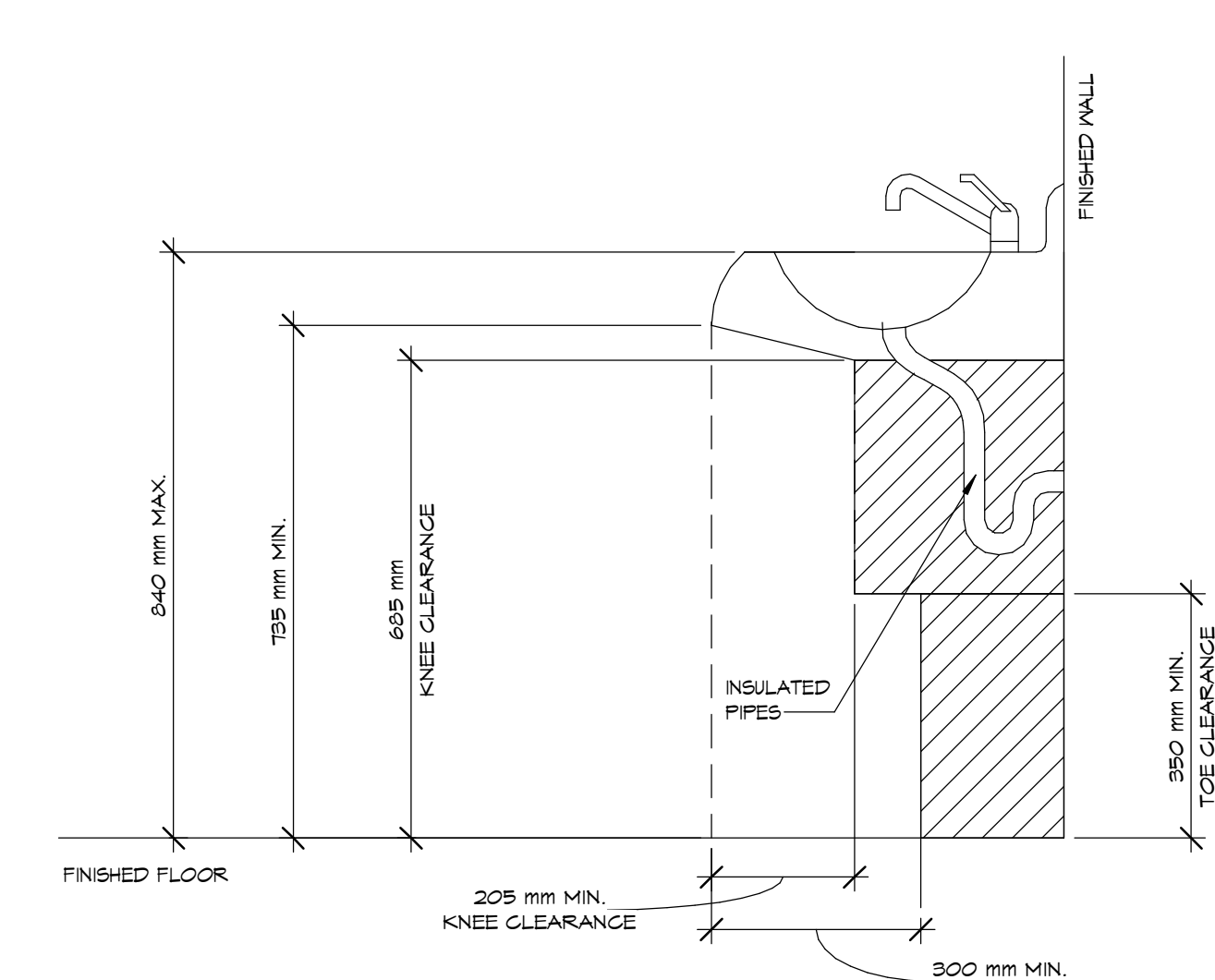
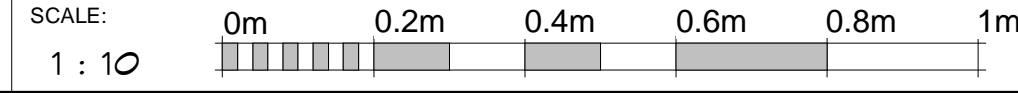
5 TYPICAL MOUNTING HEIGHTS



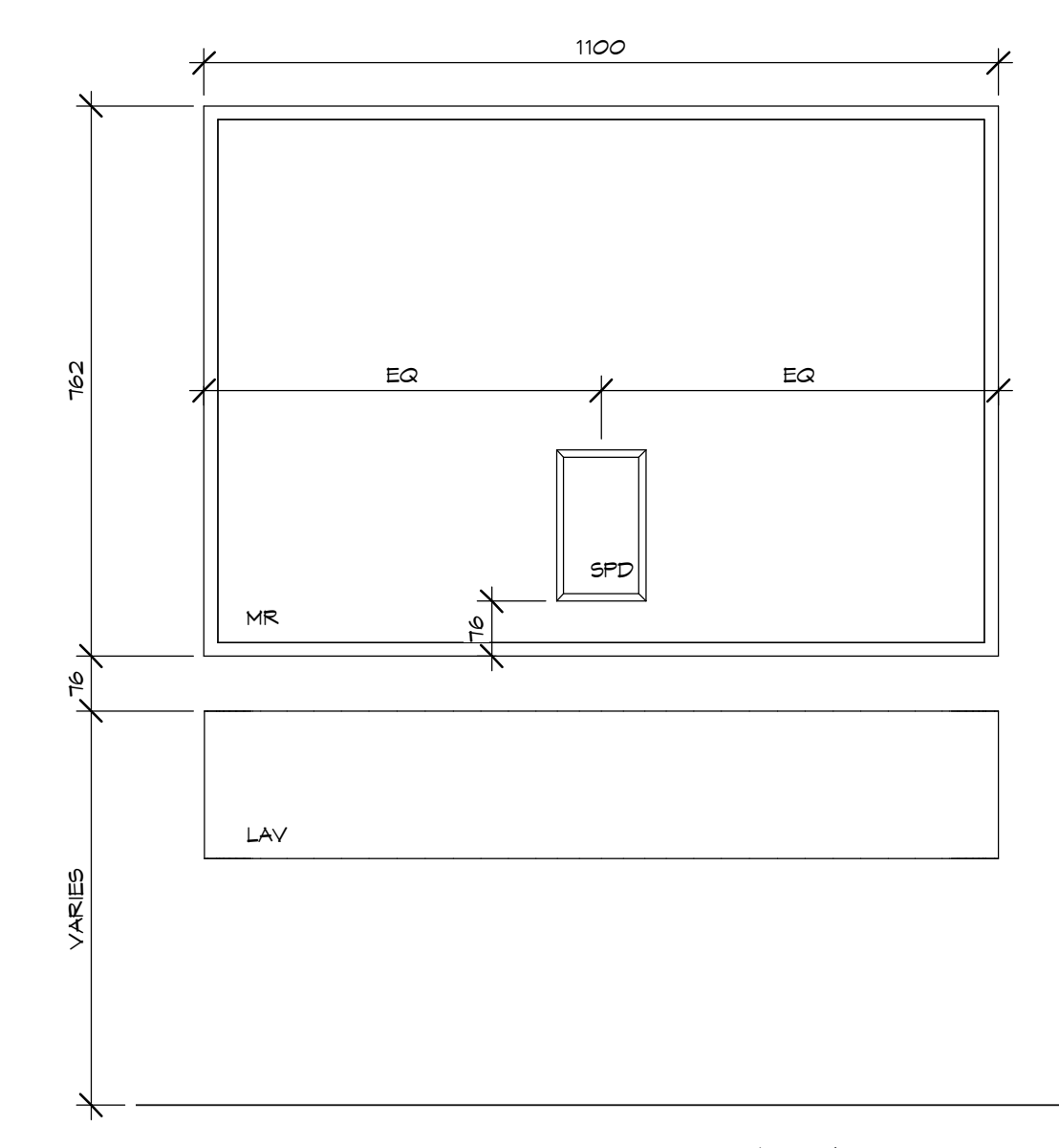
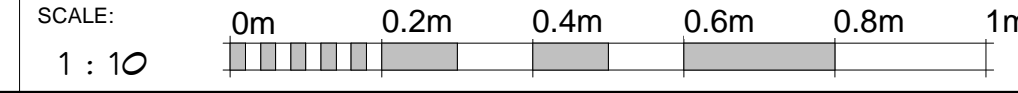
4 BARRIER-FREE TOILET FRONT ELEVATION



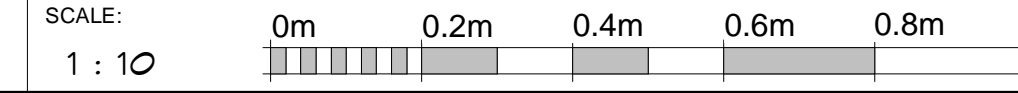
3 BARRIER-FREE TOILET SIDE ELEVATION



2 TYPICAL BARRIER FREE LAVATORY



1 RM 109 & RM 114 LAVATORY



- NOTES:
1. MOUNT SOAP AND TOWEL DISPENSERS, HAND DRYERS, VENDING MACHINES AND WASTE RECEIPTABLES WITH THEIR OPERATING DEVICES (CRANKS, LEVERS, BUTTONS, SLOTS, ETC.) AT HEIGHTS STIPULATED BY THE ONTARIO BUILDING CODE'S BARRIER FREE DESIGN SECTION.
 2. ALL GRAB BARS TO BE 35 - 40mm DIA. AND HAVE SLIP RESISTANT SURFACE. FINISH TYPE 304 STAINLESS STEEL WITH A SATIN FINISH AND PEENED GRIP PAV CONCEALED MOUNTINGS TO BE INSTALLED TO RESIST A LOAD OF AT LEAST 1.3KN APPLIED VERTICALLY OR HORIZONTALLY.

- NOTES:
1. VERIFY THAT EXISTING LAVATORY IN RM 102 MEETS BARRIER-FREE REQUIREMENTS STIPULATED BY THE ONTARIO BUILDING CODE'S BARRIER-FREE DESIGN SECTION.

NOTE: SINK TO BE MOUNTED AT 808 A.F.F. FOR TODDLER W/G (RM 114) SINK TO BE MOUNTED AT 846 A.F.F. FOR PRE-SCHOOL W/G (RM 109)

1	HK	ISSUED FOR TENDER AND PERMIT	20-02-06
NO.	BY	REVISIONS/SUBMISSIONS	DATE

COLBOURNE & KEMBEL ARCHITECTS INC.
 1300 ARLINGTON PARK PLACE
 KINGSTON, ONTARIO K7H 8M8
 TEL: 613-584-2240 FAX: 613-584-1277
 info@ckai.ca www.ckai.ca

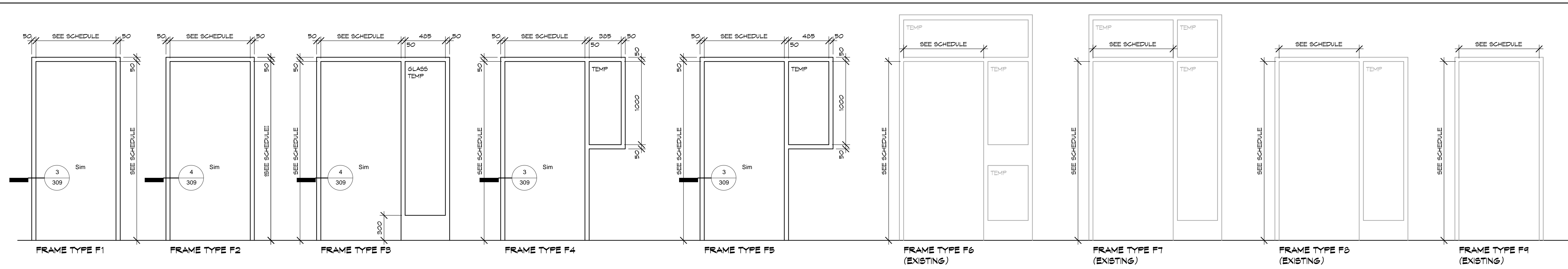
PROJECT: YARKER DAYCARE RENOVATION

4513 COUNTY RD #1, YARKER, ON

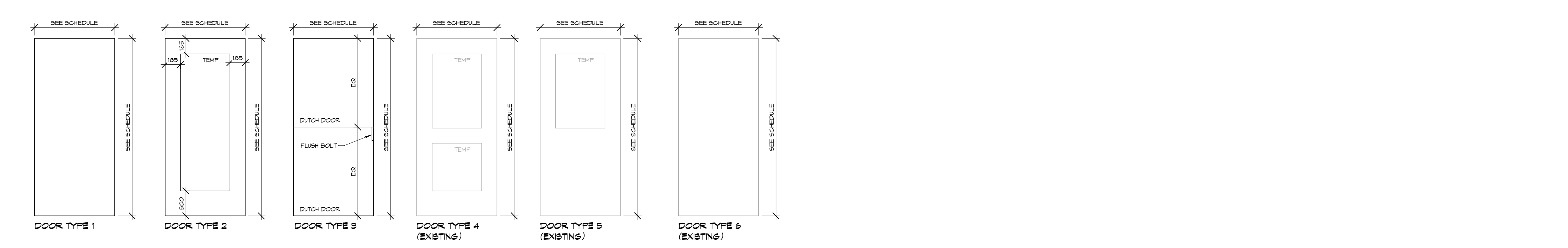
DRAWING: DETAILS

SCALE: As indicated

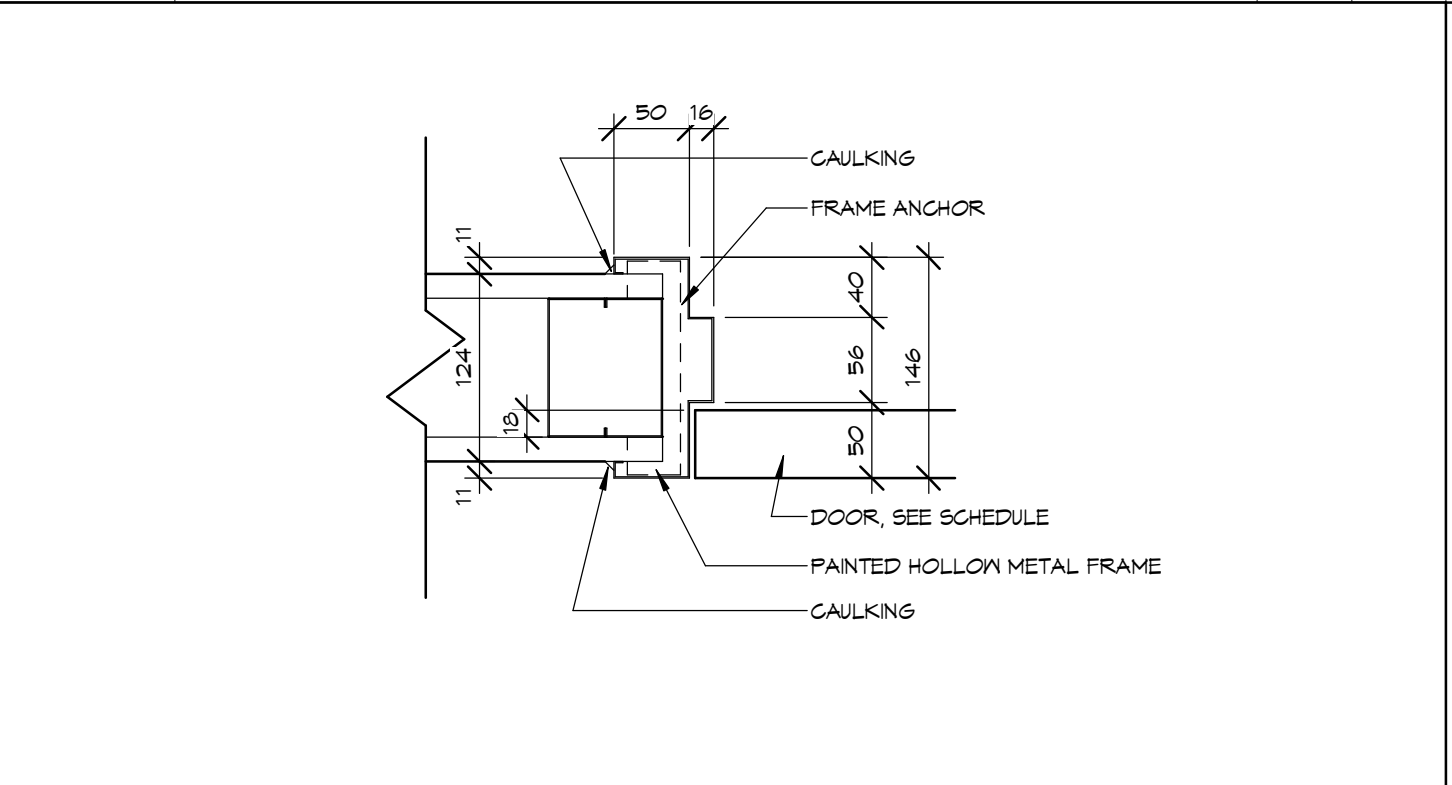
PROFESSIONAL SEAL	DRAWN	DATE
HEATHER CLARK KEMBEL LICENCE 3899	CG	2019/09/10
	CHKD	PRINTED
	JC	2020/01/29
	REVIEWED	DRAWING NO.
	HK	
PROJECT NO.		
19038		308



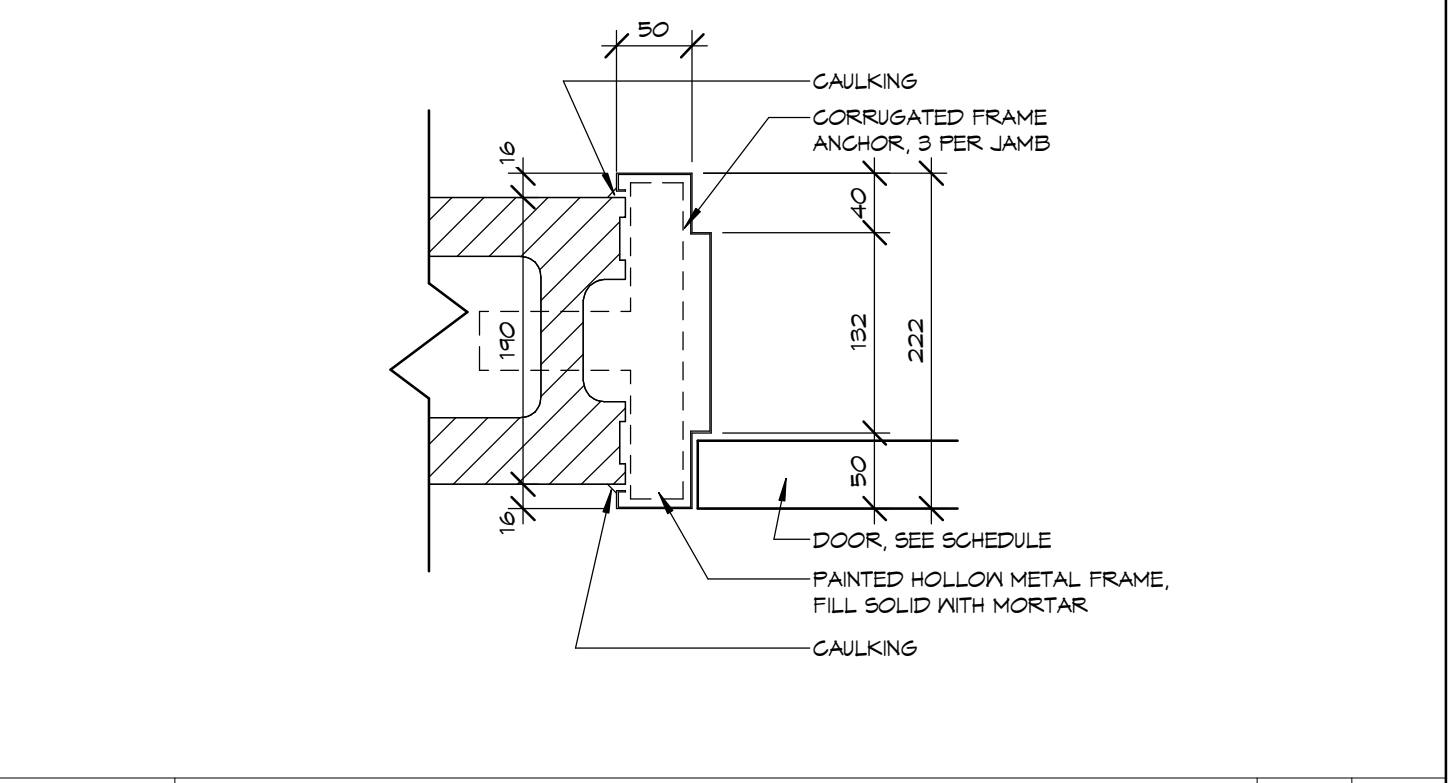
1 FRAME TYPES
 SCALE: 1:25
 0m 0.5m 1m 1.5m 2m 2.5m



2 DOOR TYPES
 SCALE: 1:25
 0m 0.5m 1m 1.5m 2m 2.5m



3 TYPICAL FRAME DETAIL - GMB WALL
 SCALE: 1:5
 0m 0.1m 0.2m 0.3m 0.4m 0.5m



4 TYPICAL FRAME DETAIL - BLOCK WALL
 SCALE: 1:5
 0m 0.1m 0.2m 0.3m 0.4m 0.5m

DOOR SCHEDULE																	
NO.	WIDTH	HEIGHT	DOOR			FRAME			FRR	HNG	LOCKSET FUNCTION	PANIC	PSH	PUL	STOP	FLUSH BOLT	COMMENTS
			TYPE	MATL	FINISH	TYPE	MATL	FINISH									
D01	415	2134	5	HM	PAINT	7	HM	PAINT	--	EX	EX	EX	EX	EX	--	--	PAINT INTERIOR SIDE OF EXISTING DOOR AND FRAME.
D02A	415	2134	6	WOOD	--	4	HM	PAINT	--	X	EX	--	--	--	X	--	PAINT BOTH SIDES OF EXISTING FRAME. PROVIDE NEW SWING-CLEAR HINGES TO EXISTING DOOR AND FRAME.
D02B	760	2134	6	WOOD	--	4	HM	PAINT	--	EX	EX	--	--	--	EX	--	EXISTING DOOR, FRAME AND HARDWARE TO REMAIN AS IS.
D03A	415	2134	5	WOOD	--	8	HM	PAINT	--	EX	EX	--	--	--	EX	--	PAINT BOTH SIDES OF EXISTING DOOR AND FRAME.
D03B	415	2134	5	HM	PAINT	7	HM	PAINT	--	EX	EX	EX	EX	EX	EX	--	PAINT INTERIOR SIDE OF EXISTING DOOR AND FRAME.
D03C	415	2134	5	HM	PAINT	4	HM	PAINT	--	EX	KEYED	X	--	X	EX	--	PAINT BOTH SIDES OF EXISTING DOOR AND FRAME. REPLACE EXISTING PANIC AND PULL DOOR HARDWARE WITH NEW PANIC HARDWARE ON OUTSIDE OF DOOR AND LOCKABLE PULL HARDWARE ON INSIDE OF DOOR. PROVIDE POWER DOOR OPERATOR AND HOLD OPEN DEVICE.
D04	760	2134	1	WOOD	--	1	HM	PAINT	--	X	PRIVACY	--	--	--	X	--	
D06A	465	2134	2	WOOD	--	3	HM	PAINT	--	X	KEYED	--	--	--	X	--	
D06B	1930	2134	1	WOOD	--	1	HM	PAINT	--	X	PASSAGE	--	--	--	--	--	BALL LATCH
D06C	465	2134	1	WOOD	--	1	HM	PAINT	--	X	PASSAGE	--	--	--	--	--	
D06D	1524	2134	1	WOOD	--	1	HM	PAINT	--	X	PASSAGE	--	--	--	--	--	BALL LATCH
D07	415	2134	1	WOOD	--	4	HM	PAINT	--	X	PASSAGE	--	--	--	X	--	PAINT BOTH SIDES OF EXISTING FRAME. REPLACE EXISTING DOOR AND HARDWARE WITH NEW. REPLACE EXISTING HINGES WITH SWING-CLEAR HINGES.
D08	415	2134	2	WOOD	--	4	HM	PAINT	--	X	PASSAGE	--	--	--	X	--	PAINT BOTH SIDES OF EXISTING FRAME. REPLACE EXISTING DOOR AND HARDWARE WITH NEW.
D09	465	2134	3	WOOD	--	1	HM	PAINT	--	X	PASSAGE	--	--	--	X	X	DUTCH DOOR. LATCH AND HOOK FOR UPPER PORTION OF DOOR.
D10A	415	2134	4	HM	PAINT	6	HM	PAINT	--	EX	EX	EX	EX	EX	EX	--	PAINT INTERIOR SIDE OF EXISTING DOOR AND FRAME.
D10B	415	2134	4	HM	PAINT	6	HM	PAINT	--	EX	EX	EX	EX	EX	EX	--	PAINT BOTH SIDES OF EXISTING DOOR AND FRAME.
D11	415	2134	2	WOOD	--	4	HM	PAINT	--	X	PASSAGE	--	--	--	X	--	PAINT BOTH SIDES OF EXISTING FRAME. REPLACE EXISTING DOOR AND HARDWARE WITH NEW. REPLACE EXISTING HINGES WITH SWING-CLEAR HINGES.
D12	465	2134	2	WOOD	--	1	HM	PAINT	--	X	PASSAGE	--	--	--	X	--	
D13	465	2134	3	WOOD	--	3	HM	PAINT	--	X	PASSAGE	--	--	--	X	X	DUTCH DOOR. LATCH AND HOOK FOR UPPER PORTION OF DOOR.
D14	465	2134	3	WOOD	--	5	HM	PAINT	--	X	PASSAGE	--	--	--	X	X	DUTCH DOOR. LATCH AND HOOK FOR UPPER PORTION OF DOOR.
D15A	610	2134	1	WOOD	--	2	HM	PAINT	--	X	PASSAGE	--	--	--	--	--	
D15B	465	2134	3	WOOD	--	4	HM	PAINT	--	X	PASSAGE	--	--	--	X	--	DUTCH DOOR. LATCH AND HOOK FOR UPPER PORTION OF DOOR.
D16	415	2134	6	WOOD	--	4	HM	PAINT	--	EX	EX	--	--	--	EX	--	PAINT BOTH SIDES OF EXISTING FRAME.
D17	465	2134	2	WOOD	--	2	HM	PAINT	--	X	PASSAGE	--	--	--	X	--	
D18	465	2134	2	WOOD	--	1	HM	PAINT	--	X	PASSAGE	--	--	--	X	--	
D20	415	2134	6	WOOD	--	4	HM	PAINT	--	EX	EX	--	--	--	EX	--	PAINT BOTH SIDES OF EXISTING FRAME.

INTERIOR FINISH SCHEDULE																		
ROOM NO.	ROOM NAME	FLOOR				BASE				WALLS				CEILINGS				COMMENTS
		EXIST		NEW		EXIST		NEW		EXIST		NEW		EXIST		NEW		
		CT	VT	CT	VT	EXIST	NEW	FINISH	EXIST	NEW	FINISH	EXIST	NEW	FINISH	EXIST	NEW	FINISH	
101	CORRIDOR	CT	--	CT	--	GWB	--	PAINT	GWB	--	PAINT	GWB	--	PAINT	GWB	--	PAINT	*NEW RUBBER BASE ON CORRIDOR SIDE OF NEW UNIVERSAL WASHROOM PARTITION ONLY. EXISTING CERAMIC TILE TO OTHERWISE REMAIN.
102	B.F. W/G	VT	--	RB	--	GWB	--	PAINT	GWB	--	PAINT	GWB	--	PAINT	GWB	--	PAINT	EXISTING FINISHES TO REMAIN AS IS.
103	STAFF REST AREA	CT/VT	--	CT/RB	--	RB*	BLOCK	PAINT	RB*	BLOCK	PAINT	GWB	PAINT	GWB	PAINT	GWB	PAINT	*NEW RUBBER BASE WHERE NEW PARTITIONS ARE PROPOSED. EXISTING BASE TO OTHERWISE REMAIN.
104	W/G	VT	--	GT	--	RB*	BLOCK	PAINT	--	PAINT	--	GWB	PAINT	GWB	PAINT	GWB	PAINT	*NEW RUBBER BASE THROUGHOUT. NEW FLOORING THROUGHOUT.
105	CORRIDOR	TERR	--	TERR	--	TERR	--	PAINT	BLOCK/B RICK	--	PAINT	BLOCK	--	PAINT	BLOCK	--	PAINT	*NEW RUBBER BASE THROUGHOUT. NEW FLOORING THROUGHOUT.
106	EARLY-ON ROOM	VT	--	RB	RB*	BLOCK	--	ACCENT PAINT 01	BLOCK	--	PAINT	BLOCK	--	PAINT	BLOCK	--	PAINT	*NEW RUBBER BASE THROUGHOUT.
107	LAUNDRY	VT	--	RB	RB*	BLOCK	--	PAINT	--	PAINT	--	GWB	PAINT	BLOCK	--	GWB	PAINT	*NEW RUBBER BASE THROUGHOUT.
108	PRE-SCHOOL ROOM	VT	--	RB	RB*	BLOCK	--	ACCENT PAINT 02	BLOCK	--	PAINT	BLOCK	--	PAINT	BLOCK	--	PAINT	*NEW RUBBER BASE THROUGHOUT.
109	W/G	VT	--	RB	RB*	BLOCK	GWB	ACCENT PAINT 02	--	PAINT	--	GWB	PAINT	BLOCK	--	GWB	PAINT	*NEW RUBBER BASE THROUGHOUT. NEW FLOORING THROUGHOUT.
110	VESTIBULE	TERR	--	TERR	--	TERR	--	PAINT	BRICK	--	PAINT	GLAZING	--	PAINT	GLAZING	--	PAINT	*NEW RUBBER BASE THROUGHOUT.
111	GUBBIES	VT	--	RB	RB*	BLOCK	GWB	PAINT	BLOCK	--	PAINT	BLOCK	GWB	PAINT	BLOCK	--	PAINT	*NEW RUBBER BASE WHERE NEW PARTITIONS ARE PROPOSED. EXISTING BASE TO OTHERWISE REMAIN.
112	OFFICE	VT	SHTV	RB	RB*	BLOCK	--	PAINT	BLOCK	--	PAINT	BLOCK	--	PAINT	BLOCK	GWB	PAINT	*NEW RUBBER BASE THROUGHOUT. NEW FLOORING THROUGHOUT.
113	TODDLER ROOM	VT	--	RB	RB*	BLOCK	--	PAINT	BLOCK	EX/GWB	PAINT	BLOCK	--	ACCENT PAINT 03	BLOCK	--	PAINT	*NEW RUBBER BASE WHERE NEW PARTITIONS ARE PROPOSED. EXISTING BASE TO OTHERWISE REMAIN.
114	W/G	VT	SHTV	--	RB*	--	GWB	PAINT	--	GWB	ACCENT PAINT 03	BLOCK	--	PAINT	--	GWB	PAINT	*NEW RUBBER BASE THROUGHOUT. NEW FLOORING THROUGHOUT.
115	W/G	TERR	SHTV	TERR	SHTV	CT	--	--	CT	GWB	PAINT	CT	--	--	CT	--	--	EXTEND SHTV OVER EXISTING TERRAZZO BASE C/M TERMINATION STRIP AND NEW FLASH COVE BASE WHERE NEW PARTITIONS ARE PROPOSED. HEIGHT OF NEW FLASH COVE BASE TO MATCH HEIGHT OF EXISTING TERRAZZO BASE.
116	SERVER RM	CONG	--	--	--	BLOCK	BLOCK	PAINT	BLOCK	--	PAINT	BLOCK	--	PAINT	GWB	GWB	PAINT	EXTEND SHTV OVER EXISTING TERRAZZO BASE C/M TERMINATION STRIP AND NEW FLASH COVE BASE WHERE NEW PARTITIONS ARE PROPOSED. HEIGHT OF NEW FLASH COVE BASE TO MATCH HEIGHT OF EXISTING TERRAZZO BASE.
117	INFANT RM	TERR	SHTV	TERR	SHTV	BLOCK	--	PAINT	BLOCK	--	PAINT	BLOCK	--	ACCENT PAINT 03	--	GWB	PAINT	EXTEND SHTV OVER EXISTING TERRAZZO BASE C/M TERMINATION STRIP AND NEW FLASH COVE BASE WHERE NEW PARTITIONS ARE PROPOSED. HEIGHT OF NEW FLASH COVE BASE TO MATCH HEIGHT OF EXISTING TERRAZZO BASE.
118	SLEEP ROOM	TERR	SHTV	TERR	SHTV	BLOCK	--	PAINT	BLOCK	--	PAINT	--	GWB	PAINT	BLOCK	--	PAINT	EXTEND SHTV OVER EXISTING TERRAZZO BASE C/M TERMINATION STRIP AND NEW FLASH COVE BASE WHERE NEW PARTITIONS ARE PROPOSED. HEIGHT OF NEW FLASH COVE BASE TO MATCH HEIGHT OF EXISTING TERRAZZO BASE. IN FLOOR WHERE WALLS HAVE BEEN REMOVED AND LEVEL EXISTING.
119	KITCHEN	VT	--	RB	RB*	BLOCK	--	PAINT	BLOCK	--	PAINT	BLOCK	--	PAINT	BLOCK	--	PAINT	*NEW RUBBER BASE THROUGHOUT.
120	JAN/MECH/ELEC	CONG	--	--	--	BLOCK	--	--	BLOCK	--	--	BLOCK	--	--	BLOCK	--	--	EXISTING FINISHES TO REMAIN AS IS.

NOTES:
 THIS DRAWING AND DESIGN ARE THE COPYRIGHT PROPERTY OF COLBOURNE & KEMBEL ARCHITECTS INC. AND MUST NOT BE COPIED, REPRODUCED, OR DISTRIBUTED IN WHOLE OR IN PART WITHOUT THE EXPRESS WRITTEN CONSENT OF THE ARCHITECT. ISSUED COPIES MUST BE RETURNED TO THE ARCHITECT UPON COMPLETION.
 DRAWINGS MUST NOT BE SCALED. VERIFY DIMENSIONS ON SITE.

1 HK ISSUED FOR TENDER AND PERMIT 20-02-06
 NO. BY REVISIONS/SUBMISSIONS DATE

COLBOURNE & KEMBEL ARCHITECTS INC.
 1307 ARLINGTON PARK PLACE
 KINGSTON, ONTARIO K7M 6M8
 TEL: 613-584-2240 FAX: 613-584-1271
 info@ckai.ca www.ckai.ca

PROJECT: **YARKER DAYCARE RENOVATION**
 4513 COUNTY RD #1, YARKER, ON

DRAWING: **INTERIOR FINISH AND DOOR SCHEDULE AND DETAILS**

SCALE: As indicated

PROFESSIONAL SEAL: **Ontario Association of Architects**
 DRAWN: CG DATE: 2019/09/10
 CHECKED: JC PRINTED: 2020/01/29
 REVIEWED: HK DRAWING NO.:
 PROJECT NO.: 3899
 19038 **309**