

EDUCATIONAL ACTIVITIES
BROUGHT TO YOU BY L&A COUNTY MUSEUM AND ARCHIVES

MUSEUM KIDS

@ HOME

FEATURED THIS MONTH:

Covid-19 Time Capsule - Week 1

Letter Boxing - Week 2

Museum Confidential - Week 3

Our Town- Week 4

April programs are also
available online at
www.CountyMuseum.ca



OUR TOWN - DAY 1

We all have our favorite places to visit in our home town. Whether it be the park, school, shop, restaurant, grandmas house, a sports arena, Museum (of course) and so many more options. This week we are going to think about what each of these places mean to us and write our own cartoon about our town. We have a very special guest who is an art teacher, and has won awards for his humorous portrayal of "Our Town". While we are figuring out our favourite places, and writing a funny cartoon about your best day in our town, Tim Nimigan will be giving you tips on how to turn your every day story into a comic strip.

Today we are going to start by compiling your resources, paper, pens, comic strip template, markers and start to think about your favorite local places that are your favorite to visit.

There is an attachment available online which can be used for your template. If you can print it off to use, great! If not, you can use it as a plan to draw your own.

EDUCATIONAL ACTIVITIES
BROUGHT TO YOU BY L&A COUNTY MUSEUM AND ARCHIVES

MUSEUM KIDS

@ HOME

FEATURED THIS MONTH:

Covid-19 Time Capsule - Week 1

Letter Boxing - Week 2

Museum Confidential - Week 3

Our Town- Week 4

April programs are also
available online at
www.CountyMuseum.ca




OUR TOWN - DAY 2

Do you have a sense of place within our town? Do you like to go to the same place for treats, or to play? How about to buy toys or groceries? To go on an adventure or to learn? Are there places you always dream about going? These places are part of our daily life and help to shape us into the people we are. They also teach us about our community!

What makes these places your favorite? Is it a favorite employee that makes every trip memorable or maybe part of a special tradition? When you are picking out the places you are going to visit, think about what it is that made you choose these places. This is what helps to form your sense of community.

Today's activity is to go for a bike ride, walk, car ride or look up pictures to help you remember what your favorite places look like. Make notes or rough sketches so you remember when you go to make your comic strip.



EDUCATIONAL ACTIVITIES
BROUGHT TO YOU BY L&A COUNTY MUSEUM AND ARCHIVES

MUSEUM KIDS

@ HOME

FEATURED THIS MONTH:

Covid-19 Time Capsule - Week 1

Letter Boxing - Week 2

Museum Confidential - Week 3

Our Town- Week 4

April programs are also
available online at
www.CountyMuseum.ca



OUR TOWN - DAY 3

Now that you have had determined your sense of place, you can have a conversation with your family about favorite memories. "I love going to the grocery store because every time I go a man who works there gives me a banana". This could either become a very funny comic or you can write it as a story. comics do not have to be funny. They are described as a series of pictures with a narrative (which means story) that can either be used to tell a story or be funny. Mr. Nimigan, our weekly expert, is great at capturing every day situations in Our Town, and writing text using satire and comedy.

Today, you are going to write your draft of the story you want to tell. Why each spot you picked is your favorite? What makes it your favorite? What is your favorite memory in this place?



EDUCATIONAL ACTIVITIES
BROUGHT TO YOU BY L&A COUNTY MUSEUM AND ARCHIVES

MUSEUM KIDS

@ HOME

FEATURED THIS MONTH:

Covid-19 Time Capsule - Week 1

Letter Boxing - Week 2

Museum Confidential - Week 3

Our Town- Week 4

April programs are also
available online at
www.CountyMuseum.ca



OUR TOWN - DAY 4

When you write a comic you can be as creative as you like because it is yours! If you decide you would like to tell your story as yourself, then all of the story will be from your point of view. For example: "First thing in the morning I like to go for a walk to the park".

Another option is you could write your story from the point of view of another character. For example, you are a monkey and say "when I go to the park I love to swing around" and "when I go to the grocery store I go bananas". You could also be a carrot, bicycle, fire truck or maybe even a hamster, you can use your imagination! The important part is that who ever your main character is that you are using to represent you is spending their day in the life of you!

The activity today is to write your comic strip story. Remember you can make it funny or a story.

Each one of your favorite places can go in a square of your comic showing one place. Each square together will make up your day

Remember there is a template available on our website!

CREATE



EDUCATIONAL ACTIVITIES
BROUGHT TO YOU BY L&A COUNTY MUSEUM AND ARCHIVES

MUSEUM KIDS

@ HOME

FEATURED THIS MONTH:

Covid-19 Time Capsule - Week 1

Letter Boxing - Week 2

Museum Confidential - Week 3

Our Town- Week 4

April programs are also
available online at
www.CountyMuseum.ca



OUR TOWN - DAY 5

Do you like to draw, paint, sketch or create pictures? Today is your day! Be creative and draw in the way that makes you feel happy! The important thing is to have fun creating. Use your sketches that you made when out for your town tour, to draw your favorite places.


We hope you have had fun putting together your comic strip. Remember you can turn any story into a comic! It is a great way to tell a story using pictures and short sentences or a few words to tell your story!

For some fun drawing tips see the included sheets that will help you learn about cartooning and creating characters.




Today we are going to finish our comic strips by drawing your pictures that go along with the story you have written.

Congratulations, you have finished your comic about "My Day in Our Town". We would love to see them if you want to share on Facebook @CountyMuseum








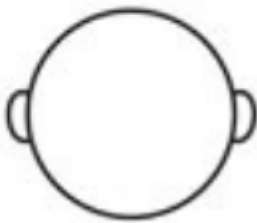
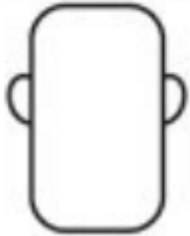
1. Start with basic shape



2. Round the corners



3. Add ears



4. Add hair



5. Add eyes, nose and mouth



6. Add color. Congratulations, you're a cartoonist!



Write Your Own Comic Strip!

Have you ever wanted to create your own comic strip? Here's your chance! Decide what your comic strip will be about and design your own characters. Many ideas in comic strips are communicated without words. Here are some common symbols and facial expressions. Write and draw your own comic strip on the comic strip pattern.

Symbols:



confused



in love



words from
radio, television
or T.V.



thinking



hot or relieved



sleeping




great idea!



sad or gloomy




dazed or knocked out



frustrated



shiny or bright



shivering or cold

Faces:

	Happy	Angry	Ill or Tired	Confused
Mouths				
Eyes and Eyebrows				

Put together
the faces to
look like this!

