
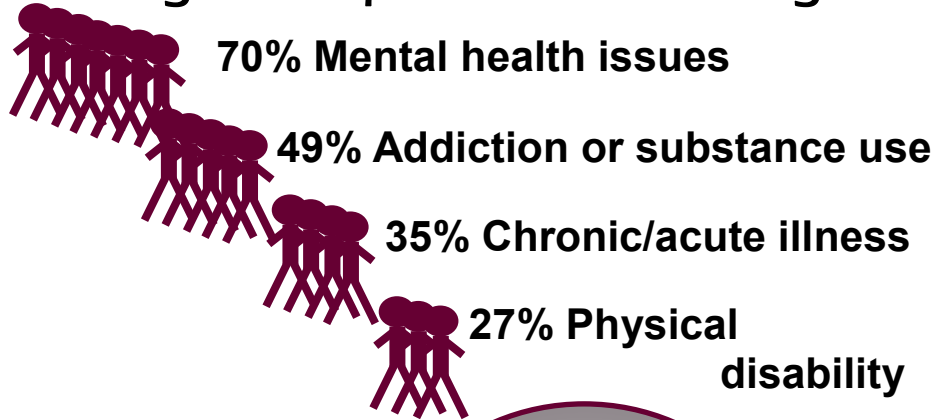


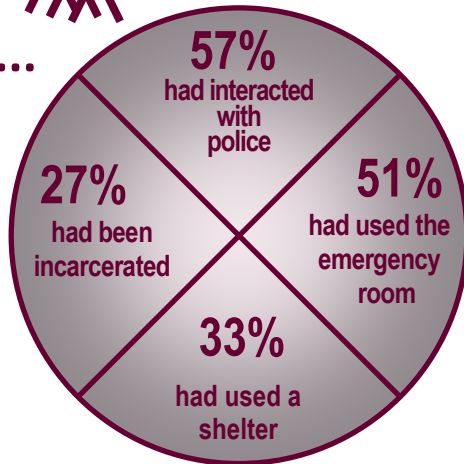
Source of Income



Percentage of respondents declaring



In the past year.....



Report on Homelessness 2018



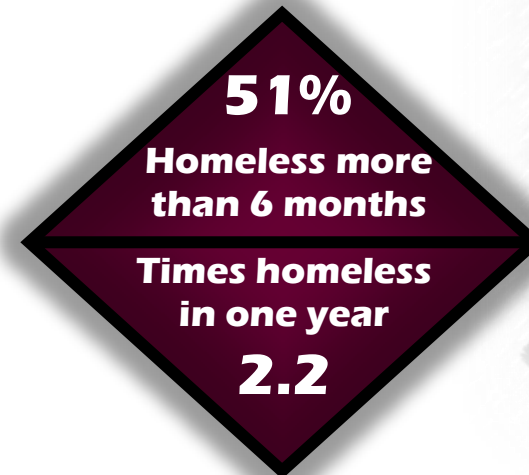
Reported Homeless

May 5—16, 2018
 Lennox & Addington—South 64
 Prince Edward County 18
 Lennox & Addington—North 8



Observed Homeless

May 5—16, 2018
 Lennox & Addington—South 21
 Prince Edward County 14
 Lennox & Addington—North 14



Where they are staying...



64 were couch surfing



4 were living in vehicles



11 were living in a shelter or motel



7 were living in tents or public spaces

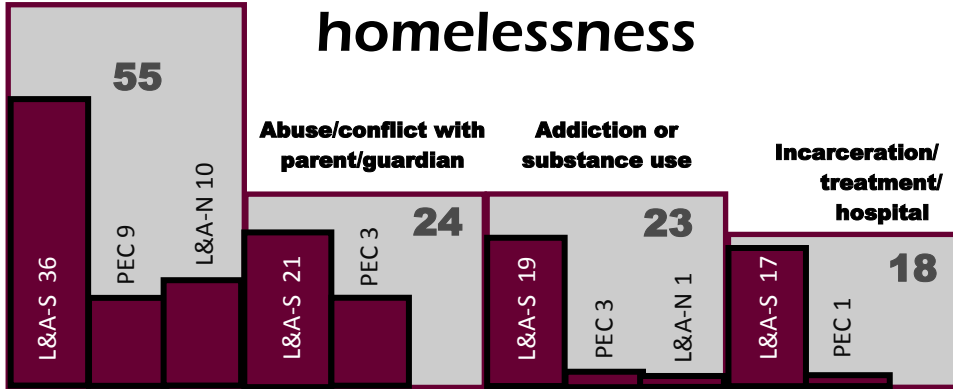


3 did not know where they would sleep

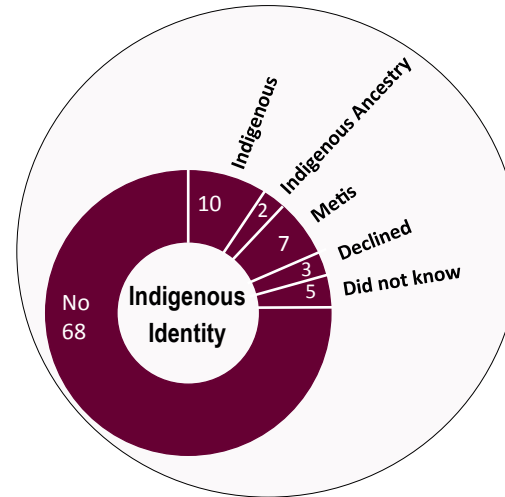


23 children were homeless or precariously housed
 Youngest 5 months
 Oldest 16 years

Abuse/conflict with spouse/partner



Top 4 reasons for homelessness



19% of respondents had been in foster care



52% Male **46% Female** **2% Two Spirit**
86 straight/heterosexual **4 bisexual**
2 gay **1 two-spirit** **1 declined**

Age of Respondents

